Scientific Research Publishing

World Journal of Engineering and Technology, 2026, 14(4), 1062-1100
https://www.scirp.org/journal/wjet
ISSN Online: 2331-4249
ISSN Print: 2331-4222

Lightweight Design of Automobiles at the Conceptual Design Phase: Materials, Structural Optimization, Multi-Material Integration, and Sustainability: A Review

Eugene Asare Agyei[1*], Manfred Peasah Gyewohene[1], Adilah Ahmed Duah[1], Emmanuel Affenyi[1], Shuangfei Yu[2], Yiming Wang[2], Qin Tao[1]

[1]School of Automotive Engineering, Hubei University of Automotive Technology, Shiyan, China
[2]School of Automotive Intelligent Manufacturing, Hubei University of Automotive Technology, Shiyan, China
Email: * asareeugene093@gmail.com

How to cite this paper: Agyei, E.A., Gyewohene, M.P., Duah, A.A., Affenyi, E., Yu, S.F., Wang, Y.M. and Tao, Q. (2026) Lightweight Design of Automobiles at the Conceptual Design Phase: Materials, Structural Optimization, Multi-Material Integration, and Sustainability: A Review. *World Journal of Engineering and Technology*, **14**, 1062-1100.
https://doi.org/10.4236/wjet.2026.144064

Received: September 21, 2026
Accepted: October 17, 2026
Published: October 20, 2026

Copyright © 2026 by author(s) and Scientific Research Publishing Inc.
This work is licensed under the Creative Commons Attribution International License (CC BY 4.0).
http://creativecommons.org/licenses/by/4.0/



Open Access

Abstract

Lightweight design (LWD) has emerged as a crucial strategy in automotive engineering, largely driven by the requirements to reduce fuel consumption, decrease emissions and enhance structural performance. Studies reported show potential for achieving vehicle operational energy reduction and pollutant emissions reductions with automotive lightweighting under prescribed conditions of vehicle and driving. For instance, it was found that the NOx and PM_{10} emissions of a light commercial vehicle decreased by 5% and 7% respectively after 20% of the mass of the vehicle was reduced. The benefits of such, however, rely on the vehicle configuration, propulsion system, operating cycle, and evaluation assumptions. The review examines the current strategies for light weighting implemented during the conceptual design phase where early decisions on designs significantly influence overall vehicle efficiency. Optimization techniques like generative reinforced composites, high-strength steels, and aluminum and magnesium alloys are examined. The article discusses the creation of complex, lightweight structures using Additive Manufacturing. Important factors are evaluated critically, including material cost, recyclability, joining techniques, and manufacturability. It also highlights how important life cycle assessment (LCA) tools are for directing ecologically conscious design decisions. A comprehensive overview of lightweight automotive design is presented and a discussion on the strategic directions for future development in high-performance and sustainable vehicle architectures has been made by referencing current research and industry practices.

Keywords

Lightweight Automotive Design, Conceptual Design, Structural Optimization, Multi-Material Design, Advanced Materials, Sustainability

1. Introduction

The automotive industry is being pushed hard to increase fuel economy and lower emissions, thanks to both strict environmental regulations and consumer demand for affordable eco-friendly vehicles [1]. Non-governmental organizations (NGOs) and governments worldwide are putting pressure on original equipment manufacturers (OEMs) in the automotive sector to increase fuel efficiency and sustainability [2]. Governmental regulations such as the Corporate Average Fuel Economy (CAFE) standards in the U.S. and CO_2 emissions limits in the European Union (EU) have placed immense pressure on automakers to reduce the environmental impact of their fleets [3]. Automotive lightweighting is a well-known approach to enhancing the energy efficiency and environmental impacts of vehicles. This is not always linear, however, because the energy savings that can be achieved due to mass reduction vary with vehicle class, propulsion system, driving conditions and powertrain characteristics. In the case of I.C.E. vehicles, mass reduction can result in lower energy requirements to accelerate and overcome rolling resistance, which may lead to a better fuel economy and lower emissions during the use phase of the vehicle. Mass reduction in battery electric vehicles can reduce energy required for traction and can also help to improve driving range (depending on drive cycle, regenerative braking characteristics and vehicle configuration) [4]. Thus, the reported lightweighting benefits must be read in terms of the operating conditions and assumptions of the related studies.

As shown in **Figure 1**, LWD brings an integrated solution to generate a powerful response to important challenges in the automotive sector. It directly impacts fuel and energy efficiency, optimizes vehicle dynamics (acceleration, braking, cornering) and makes a contribution to the reduction of CO_2 and NO_x emissions. Additionally, light weight strategies enable manufacturers to meet the most stringent regulatory demands, while combining positive challenges through innovative ideas. However, realizing these improvements requires overcoming engineering and cost barriers related to fuel efficiency, cost, electric vehicle range, recyclability, and environmental performance. This linked system emphasizes lightweighting as a technology enabler in the changing industry. Quantitatively, even a small weight loss has significant benefits. A number of studies have explored the energy efficiency and environmental performance of vehicles and have shown the value of automotive lightweighting. Zhao *et al.* reported 10% reduction in vehicle mass can lead to 6% - 8% of increase in fuel economy under the conditions examined in the study. A similar study conducted for a light commercial vehicle (LCV) showed that the mass of the vehicle can be reduced by 20% with a corresponding reduction of

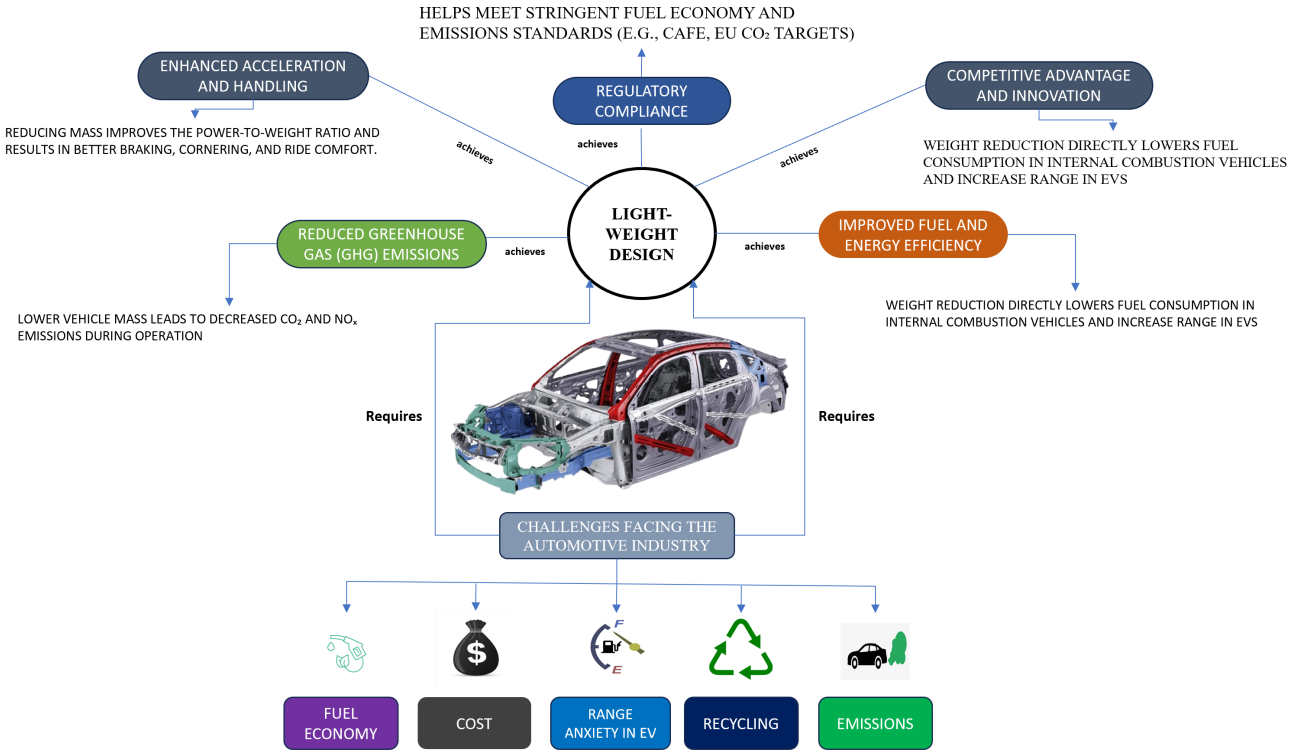

Figure 1. Conceptual diagram illustrating the benefits and systemic role of lightweight design in the automotive industry.

5% in NO_x and 7% in PM_{10} emissions, under favorable operating conditions [5]. The results of these investigations show that vehicle lightweighting has the potential to increase energy efficiency and to reduce environmental impacts. However, the magnitude of the improvements varies from vehicle to vehicle, propulsion system to propulsion system, driving cycle to driving cycle, and operating condition to operating condition. In addition, the overall environmental advantage of the lightweight materials needs to be compared with the lifetime mileage of the vehicle and the boundary of the life-cycle assessment adopted. These statistics illustrate why the reduction of weight is one of the most important ways to improve automotive energy efficiency and protect the environment. Aside from fuel and emissions, weight is also connected to vehicle performance and life safety. Reduced vehicle weight enhances acceleration, braking and handling performance, ultimately providing a more satisfying and reliable driving experience [6]. Reducing vehicle weight is no longer a design consideration, but a strategy that is core to improving fuel economy, since there has been a global target for fuel economy (**Figure 2(a)**), decreasing greenhouse gas emissions, and enhancing dynamic performance. All of the major global markets have shown steady growth in light vehicle production in recent years (**Figure 2(b)**).

Wu et al. note that weight reduction can enhance vehicle handling, braking efficiency and even passenger safety due to better control and shorter stopping distances [6]. Similarly, Zhao *et al.* reported a better power-to-weight ratio, better ride comfort and high stability with a lighter car [8]. Most importantly, lightweight design using contemporary design techniques or high-performance materials is no

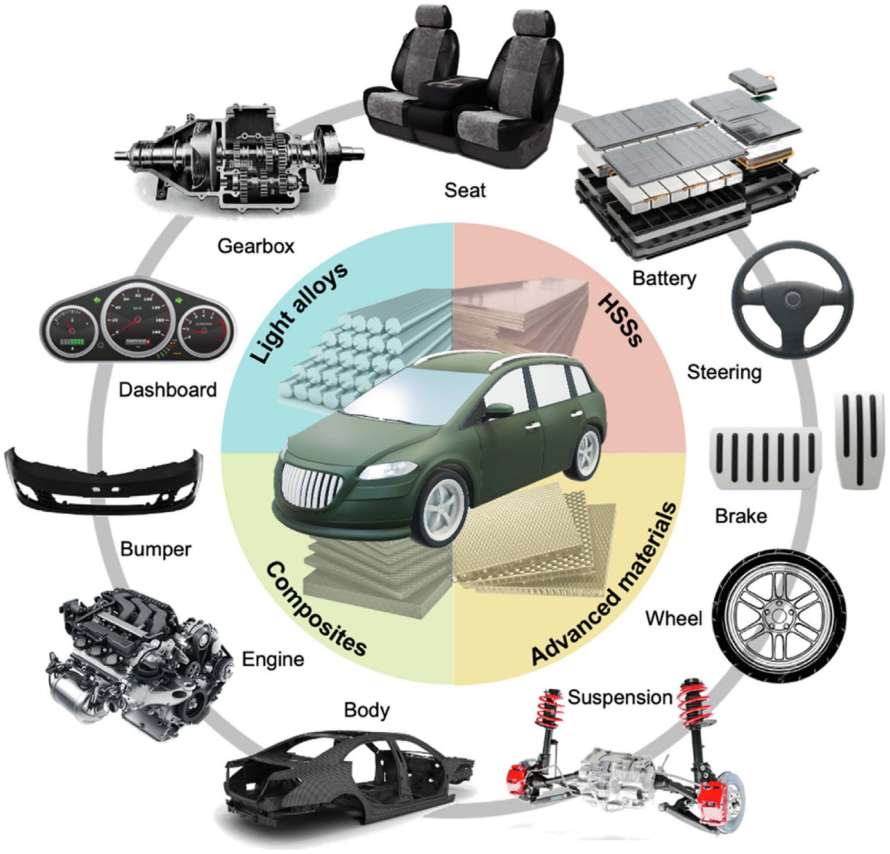

Figure 2. Pressing demand for lightweight materials of automobiles. (a) Fuel economy targets in different countries (passenger vehicles); (b) Light vehicle production by the major market in million units [7].

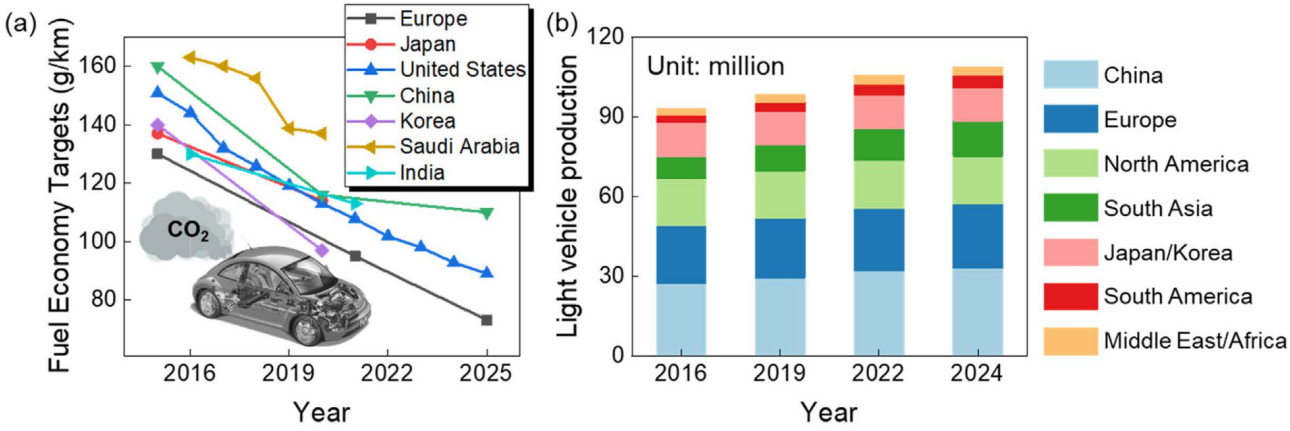

Figure 3. Representative lightweight materials applicable for different components of automobiles, including light alloys (e.g., aluminum, titanium alloys and magnesium), HSSs, composites (e.g., CFRP), and advanced materials (e.g., metamaterials) [9].

longer at the expense by abandoning or compromising safety: High strength yet lightweight materials (advanced alloys and composites for example) for structural or non-structural components for brakes and crash are increasingly applied and lead to significant weight reduction without compromise of safety-related requirements [9]. As potential substitutions for conventional engineering materials (e.g.,

steel and cast iron), lightweight materials for automobiles can be grouped into four primary areas, namely light alloys (e.g., aluminum, magnesium, and titanium alloys), HSS family (e.g., conventional HSSs and AHSSs), composites (e.g., carbon fiber reinforced plastics or CFRP), and advanced materials (e.g., mechanical metamaterials) [9]. Since the last century, these lightweight materials have been widely used in automotive parts, aggregating to components such as the dashboard, bumper, engine, body shell, wheel, suspension system, brake, steering system, battery, seat, and gearbox (**Figure 3**). Over the past years, there has been an increase in production of lightweight vehicles with a corresponding decrease in CO_2 emissions and also an increase in real-world fuel economy (**Figure 4(b)**). Essentially, a well-designed lightweight vehicle provides a win-win situation: enhanced safety and driving dynamics, together with reduced emissions and increased fuel efficiency. The term conceptual design phase in this review refers to the early phase of automotive development when the vehicle level requirements are transformed into initial structural designs, material arrangements and lightweighting solutions prior to determining the detailed geometry and production specifications of parts. Here, engineers set mass goals, determine load-bearing structures, consider different material systems and test the initial structural ideas on stiffness, crashworthiness, cost, and manufacturability. These decisions can range from steel-intensive to aluminum intensive, composite to multi-material, to opportunities for structural and topology optimization. These alternatives are assessed by means of preliminary engineering models, material-property data and initial manufacturing feasibility and environmental assessments. Detailed design, on the other hand, is about defining the geometry and dimensions of components, the joints, the engineering characteristics, and so on; the later stage of process planning is about laying out manufacturing sequences, tooling, and production parameters. The performance of the components is then tested in depth using simulations, testing, and compliance checks. Therefore, this review concentrates on selecting and assessing lightweight design options at an early stage of design, understanding the downstream design requirements for manufacturing, validation and sustainability as constraints that should be taken into account at an early stage of design. Use of lightweighting approaches early in the conceptual design phase are particularly important, since decisions made in the early design stages largely drive final vehicle weight and performance. Matsimbi *et al.* highlight the growing usage of structural optimization methods, especially topology optimization, in the concept design phase in order to develop lightweight body structures [1]. Optimizing the architecture and material layout of the vehicle upfront provides the designer with the opportunity to "build in" lightness, before detailed design, and manufacturing constraints take effect; the changes made later in development (e.g. after detailed design is finalized) are limited to incremental weight trimming; meanwhile, conceptual design decisions such as lightweight body structure selection, heavier use of aluminum or composites, and the overall architecture have a profound impact on the vehicle's mass. Lightweighting focus during

the conceptual design stage thus means weight efficiency is a first-class customer objective along with styling, packaging, and performance needs. Early consideration of lightweight in this manner is further in line with the increasing influence of life-cycle thinking; material and design selections made at the conceptual design stage obviously impact manufacturing and cost aspects, as well as the use-phase efficiency and indeed recyclability of the vehicle at end-of-life [10]. Achieving significant weight loss is complex and presents multi-faceted trade-offs and challenges. It has also prompted the need for Engineers to strike a balance between mass savings with cost, manufacturability, durability, and safety. Many modern lightweight materials like carbon fiber reinforced polymers (CFRP) or magnesium alloys come with a cost or a greater expense in processing, which can limit their widespread use [6]. For instance, carbon fiber composites offer exceptional strength-to-weight ratios but remain expensive and difficult to mass-produce, confining their use largely to high-end or performance vehicles [10]. On the other hand, advanced high-strength steels (AHSS) present a more cost-effective and easily fabricable solution for cars aimed at the mass market, although they need careful design consideration to manage the balance between strength and ductility, as indicated in (**Figure 4(a)**), a radar chart comparing key performance attributes of typical lightweight automotive materials. Note that each approach to lightweighting, be it material substitution or structural optimization, may have additional constraints. Corrosion susceptibility and fatigue issues must be mitigated, according to Wu *et al.* (2024), because additional materials come with specific drawbacks [6]. In addition, manufacturing processes must change in parallel: joining multi-materials (such as aluminum, composite, and steel together in a single component) is likely to require new joining processes and inspection. In spite of such challenges, ongoing advances in materials science and design engineering are yielding answers; ranging from new alloy formulations and composite development methods to computer-aided design tools that help ensure stiffness and crush specifications are met with minimal weight. Given the fundamental benefits and complexities of light-weight design, it is a rich area of research and development in automotive engineering. This review paper provides a comprehensive overview of light-weight vehicle design at the conceptual design stage, synthesizing up-to-date results and progress in the literature. We begin by defining the major principles and techniques associated with automotive lightweighting, including weight-efficient design ideologies and optimization strategies. We then discuss recent advances in light-weight materials from advanced metals (such as aluminum and magnesium alloys, and advanced high-strength steels) to composites, and continue with a discourse on how multi-material design concepts can take advantage of the best attributes of each material to achieve optimal performance-to-weight ratios. Then, we discuss conceptual design approaches and the computational tools enabling lightweight design, e.g., simulation-driven design and topology optimization, that assist engineers in making early-stage design decisions resulting in lighter structures. We also review important manufacturing processes en-

abling lightweight designs, e.g., new forming techniques, dissimilar materials joining technologies, and additive manufacturing, because manufacturing holds the key to translating a lightweight concept into an actual product. Additionally, the review recapitulates numerous exemplary case studies pertaining to real-world implementation of lightweight automotive design, demonstrating the translation of theoretical concepts to actual vehicle programs, including successes in passenger and specialty vehicles. We also cover emerging technologies and trends that will likely impact future lightweighting activities. These involve new developments in materials, including nanostructured alloys, architected lattice-characterized metamaterials, and bio-based composites, which hold out the prospect of ultra-lightweight yet strong and multifunctional components [10]. Moreover, emerging design and optimization methodologies, such as artificial intelligence-driven generative design and enhanced simulation environments, are investigated as means for uncovering novel weight-saving opportunities at the conceptual level. Sustainability concerns are highlighted throughout the review: lightweighting implications on life-cycle energy use, recyclability of emerging materials, and balances between production impacts of lightweight materials versus use benefits are considered to make certain lightweighting is aligned with general environmental goals. Finally, we outline future directions and research needs in automotive lightweight design from the incorporation of sustainable materials to the development of design guidelines and standards for multi-material structures—a roadmap to the next generation of light, efficient, safe, and sustainable automobiles.

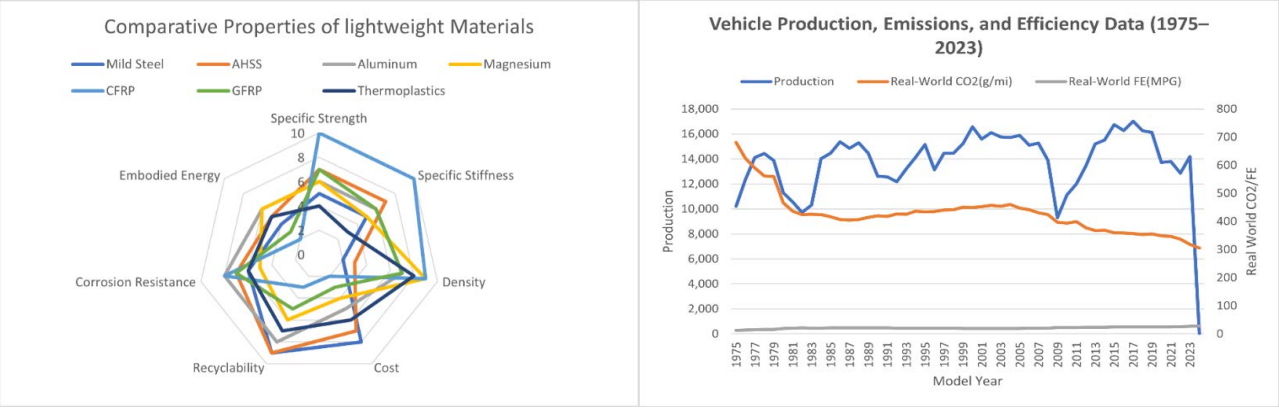

(a) (b)

Figure 4. Lightweight materials. (a) Radar chart comparing key performance attributes of typical lightweight automotive materials, including steel, aluminum, magnesium, carbon fiber-reinforced polymer (CFRP), glass fiber-reinforced polymer (GFRP), and thermoplastic. (b) Historical trends in U.S. light-duty production, real-world CO_2 emissions, and fuel economy from 1975 to 2023 [11].

2. Review Methodology

A thorough search of the literature was carried out using the main academic databases, such as Web of Science, Scopus, Google Scholar, ScienceDirect, and other appropriate scholarly databases. The search mainly concentrated on papers pub-

lished between 2015 and 2025, as this period has seen the emergence of advanced lightweight materials, computational design methods, multi-material vehicle structures, manufacturing technologies, and sustainability-focused approaches in the field of automotive engineering. However, a small number of earlier studies were included as well, since they contained basic or technically important knowledge that was directly relevant to the subject matter of this review. The search for literature used combinations of keywords covering the topics of automotive lightweight design, vehicle lightweighting, conceptual design, lightweight materials, advanced high-strength steels (AHSS), aluminum alloys, magnesium alloys, titanium alloys, carbon-fiber-reinforced polymers (CFRP), glass-fiber-reinforced polymers (GFRP), metal matrix composites (MMCs), multi-material design, topology optimization, structural optimization, generative design, simulation-driven design, additive manufacturing, joining technologies, life cycle assessment (LCA), and sustainable automotive design. A study was only included if it dealt with automotive lightweighting and contained relevant information on one or more of the following points: material selection and performance, mass reduction, structural integrity, crashworthiness, structural optimization, manufacturability, joining, production cost, recyclability, environmental performance, or life-cycle impacts. Both review articles and original research studies were taken into account in order to identify general research trends as well as specific technical developments.

The literature chosen was arranged thematically under five main headings: (i) advanced lightweight materials, (ii) conceptual and simulation-driven design, (iii) structural and topology optimization, (iv) manufacturing and multi-material integration, and (v) sustainability and life-cycle assessment. Recent studies were given more attention in order to reflect current technological advances, and earlier studies were included whenever they dealt with fundamental principles or contained information which is still directly applicable to modern automotive lightweight design. Instead of looking at lightweighting only as a problem involving the substitution of materials, this review takes an integrated approach based on conceptual design. The literature was therefore studied in relation to the connections between vehicle requirements, material selection, structural optimization, multi-material integration, manufacturing feasibility, and sustainability. Special attention was paid to the trade-offs that occur in early-stage design, such as those concerning structural performance, mass reduction, cost, manufacturability, joining complexity, recyclability, and environmental impact.

The integrated framework for automotive lightweight design was created by comparing existing lightweighting methods with new technologies and by determining the main opportunities and limitations connected with their application at the conceptual design stage.

3. Advanced Lightweight Materials

Nowadays, emphasis on light materials cannot be overemphasized due to the sig-

nificance of minimizing weight in car design. In addition, it helps improve the fuel consumption efficiency of cars as it responds to environmental factors. The topic of this section entails the main forms of light materials used in cars. These include light alloy materials, strong steel and composites.

3.1. Light Alloys

Lightweight alloys, especially the aluminum and magnesium ones, have been heavily applied in the automotive sector, almost entirely because of their high strength-to-weight ratio, resistance to corrosion, and recyclability [12]. Aluminum alloys are often utilized in structural components like body panels, chassis, and engine blocks, the use of which results in the weight reduction substantially compared to the steel-based structures [13]. The new innovations in the use of aluminum in electric cars include the aluminum sheets battery enclosure **Figure 5(a)-(b)**, which could increase the driving distance considerably. In that respect, cars would be able to go up to 10% further on a single charge [14]. Aluminum is also utilized in the case of EV brakes **Figure 5(c)-(d)** where the regenerative braking drives the majority of the car's energy back into its battery instead of losing it as a heat output [15]. Aluminum's useful properties, including high formability, resistance to corrosion, and high specific strength, all enhance fuel economy as well as emissions reduction considerably. Magnesium alloys, although traditionally overweighed by low creep resistance, have become solutions to weight reduction strategies, particularly in non-critical structural parts. Magnesium has a density of approximately 30% less compared to aluminum and approximately 60% less than steel, making it the lightest structural metal in use today [16]. When magnesium and its alloys are strengthened by the addition of nanosized reinforcements, the mechanical properties are enhanced without a major loss in their other properties, as indicated by Luo *et al.* [17]. They are either developed through agitation in the molten combination of magnesium and Y_2O_3 or Al_2O_3, or by placing magnesium powder and nano reinforcements under a process of mechanical alloying or blending. Nano particles of Cu were also added to magnesium, whose 0.2% yield strength enhanced by 104%, although there was a small reduction in the extent that it could be elongated [18]. Nanotechnology is integrated into body parts, emissions, chassis and tires, car interiors, electrics and electronics, engines and drive trains. The significant automobile parts, the one shaped through the use of nanotechnology is illustrated in **Figure 6**. New developments in the formulating alloy and the casting process have enhanced the application of magnesium in products as diverse as steering wheels, seat frames, and transmission housing. Although light alloy material has much potential, the material is not without specific drawbacks. For instance, aluminum alloy fabrication can be very expensive. Conversely, the magnesium alloy material is subject to corrosion and can provide suboptimum output when the temperatures are high. Such considerations can complicate the handling of the light alloy material [16].



Figure 5. Considered application of aluminum in electric cars: ((a), (b)) aluminum sheet battery enclosures of 1st and 2nd generation by Novelis [14] and ((c), (d)) concept of lightweight drum brake and bionic-inspired caliper by Continental [15].

3.2. Advanced High-Strength Steels

Advanced High-Strength Steels (AHSS) play a key role in making cars lighter but still strong. These steels are both very strong and easy to shape, making them a great choice for car makers. By using AHSS, manufacturers can create thinner car parts, which helps make the cars lighter. Despite the thinner parts, these cars remain safe to drive. This reduction in weight is important because it can lead to better fuel efficiency and performance. Key categories of AHSS include Dual-Phase (DP) steels, Transformation Induced Plasticity (TRIP) steels, and Complex Phase (CP) steels. Each category exhibits unique microstructural characteristics that contribute to superior strength-ductility balances, essential for crash energy management and occupant protection [19] [20]. One of the latest developments in the ultra-high strength AHSS of the third generation is the Quenching and Partitioning (Q&P) steels and medium manganese (medium-Mn) steels which exhibit ultra-high strength of 980 to 1300 MPa, and exceptional ductility ranging from 15% to 40%. The quenching and partitioning process provides the best performance utilizing microstructure engineering which contains finely dispersed bainitic ferrite and retained austenite or TRIP-assisted mechanisms. The Q&P steels are manufactured by a two-step heat treatment process. This process achieves a better balance of strength and ductility by retaining austenite which is carbon rich. QP980 is one of the Q&P steels that is characterized by high tensile strength in excess of 1050 MPa and elongation of more than 20%. This type of Q&P steel is ideal for A and B pillar reinforcements and for crash energy zones without disabling conventional stamping lines [21] [22]. Medium-Mn steels, with 3 - 12 wt% Mn and optimized inter-critical annealing, exhibit hierarchical microstructures combining ferrite, bainite, and carbon-stabilized retained austenite, enabling tensile strengths of 1.0 - 1.2 GPa with ductility exceeding 25% and product of strength × elongation 30 GPa [23]. Recent warm-rolled variants show further improve-

ments in formability and toughness via element tuning and thermomechanical processing [24]. Automotive-related research suggests that Q&P and medium-Mn steels perform better than conventional DP or CP steels in crashworthiness, edge stretchability, and bake-hardening resistance. Spring-back and tool wear concerns are manageable, and their processing routes are increasingly compatible with conventional stamping and welding systems. The third-generation AHSS is a remarkable opportunity for lightweighting in contemporary vehicle structures, achieving a 10% - 15% mass reduction in comparison to dual-phase steels, all while maintaining safety and ease of manufacturability.

Comparatively, the AHSS is advantageous through the lower material cost and tested processing familiarity among vehicle manufacturers. Besides, the AHSS enables the upkeep of common production infrastructures, reducing transformational costs. But the Advanced High-Strength Steels (AHSS) production is not straightforward. Because the steels have high strength, the tools wear out faster when being manufactured. Additionally, the steel formation is a more intricate process [25].

3.3. Composites

Composite materials, especially polymer matrix composites (PMCs) and metal matrix composites (MMCs), are a key feature of today's lightweight design concepts. PMCs, particularly carbon fiber-reinforced plastics (CFRP) and glass fiber-reinforced plastics (GFRP), have distinct features compared with traditional material alternatives, including high specific strength, corrosion resistance, and high design flexibility [26] [27]. Integration of composites into the body structure enables a double advantage: weight reduction as well as improvements in crash capability and NVH properties, as the structural weight can be dramatically lowered through the use of composites. Automotive composite applications include body panels, floor pans, battery packs, and structural frame panels in low-volume, high-performance cars [28]. Metal Matrix Composites (MMCs) provide a composite material solution by intertwining metallic matrices with ceramic reinforcements, boosting thermal resistance and mechanical properties through components utilized in drivetrains and engines [29]. Yet, such composites are plagued with high production expense, joining complexities, and recyclability [28]. **Table 1** contrasts the material properties between the principal lightweight alternatives, such as aluminum alloys, magnesium alloys, advanced high-strength steels (AHSS), titanium alloys, and composite materials, on several performance metrics such as strength, corrosion resistance, recyclability, cost, and manufacturability. Technologies such as resin transfer molding (RTM), high-speed compression molding, and virtual prototyping have been put forward as opportunities that can enhance design and manufacturing efficiency [30] [31]. Technologies utilizing computational intelligence, such as metamodeling, are being implemented in material selection and structural layout optimization in the conceptual design phase [32]. Latest advancements include multifunctional composites that have self-healing, self-sensing, and electromagnetic shielding functionalities, with the intent of achieving sustainable and cognizant vehicle designs [26]. Life Cycle Assessment (LCA) studies show the environmental benefits of light-

weight alloys and composites, with energy conservation and emissions reduction across the vehicle lifetime [33]. **Table 2** illustrates comparative material property assessments among different alloys and composites commonly implemented in lightweight vehicle designs, with special focus on steel (S355), high-carbon high-strength fiber, aluminum (AA6082), and laminated fiberglass (FR4). The table meticulously compares these material properties on key characteristics: tensile strength, specific weight, and elastic modulus.

3.4. Titanium Alloys

High-performance components like Honda's NSX connecting rods, Ferrari automobiles, and titanium alloy components have found applications due to the strength of these components. The lower density of these components (4.5g/cm^3) and the corrosion-resistant nature of these components kept drawing the attention of scientists away from titanium's high processing difficulties due to low elastic moduli. This led to the evolution of some promising solutions like powder metallurgy and additive manufacturing. These processes focus on the objective of developing near-net components that decrease material costs and save material wastage [34] [35].

The heatmap presented in **Figure 7** is material usage frequency on structural members of critical importance. Aluminum and AHSS are typically utilized on structural components such as crash boxes, door beams, and body panels because they possess a desirable strength-to-weight ratio and energy absorption [2] [36]. Crash members and suspension arms on high-performance vehicles and EV platforms have witnessed the selective usage of the CFRP and GFRP for high usage selectively [37] [38].

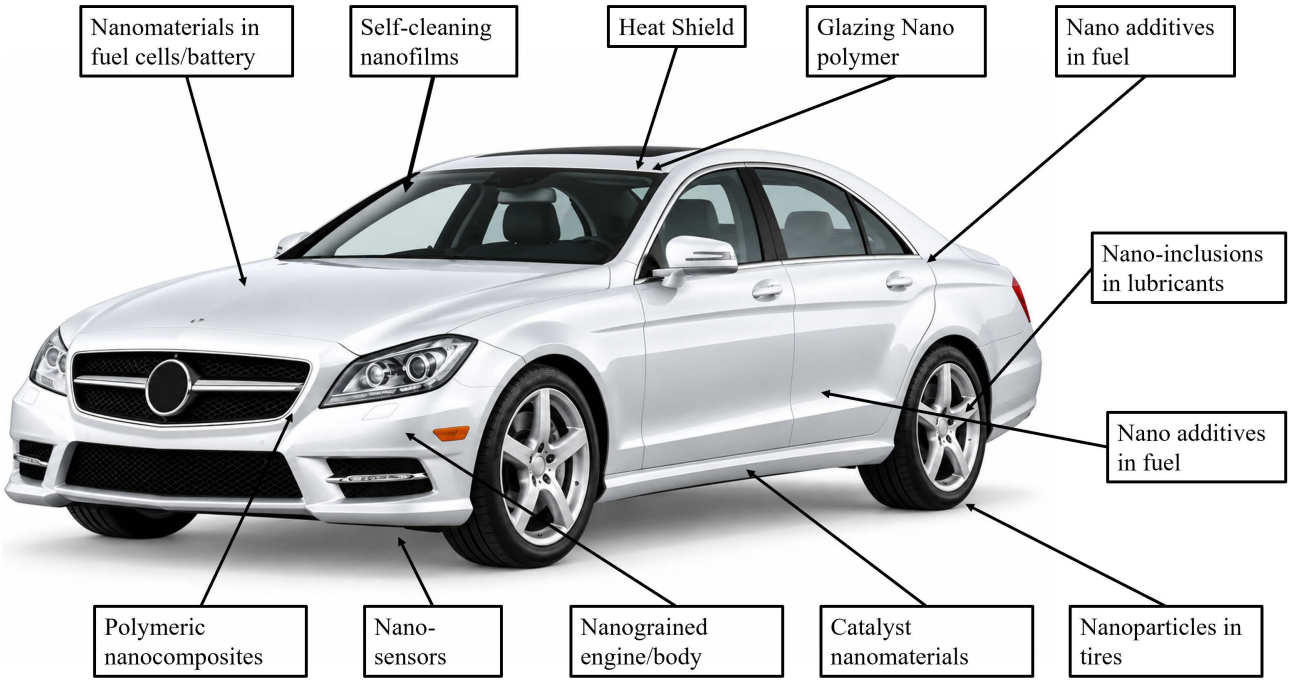

Figure 6. Various parts of automobile in which nanotechnology is applied (Not representing a particular vehicle) [43].

Table 1. comparison between light alloys, high-strength steels, and composites for vehicle lightweighting.

Material Type	Properties					
	Strength	Corrosion Resistance	Recyclability	Weight	Cost	Manufacturability
Light Alloys (Aluminum, Magnesium)	High specific strength	Good (Aluminum), Moderate (Magnesium)	High	Significant weight savings	High	Moderate (shaping challenges)
High-Strength Steels (AHSS)	High strength-to-ductility	Good	High	Moderate	Cost-effective	Forming complexity, tool wear
Composites (PMCs, MMCs)	Superior specific strength and stiffness	Excellent	Low	Outstanding weight savings	High production cost	Complex joining and repair
Titanium Alloys	Very High	Excellent	Good	Very Low	Very High	Difficult; poor formability

Table 2. Comparison between the material properties of different forms of composites and alloys.

Materials Name	Materials Type	Tensile Strength (MPa)	Density (kg/m^3)	Elastic Modulus (GPa)	Ref.
Steel (S355)	Alloy	500	7850	210	[39]
Carbon Fiber (High Strength)	Composite	7060	1820	294	[40]
Aluminum (AA6082)	Alloy	150	2710	71	[41]
Laminated Fiberglass (FR4)	Composite	317	2000	24	[42]

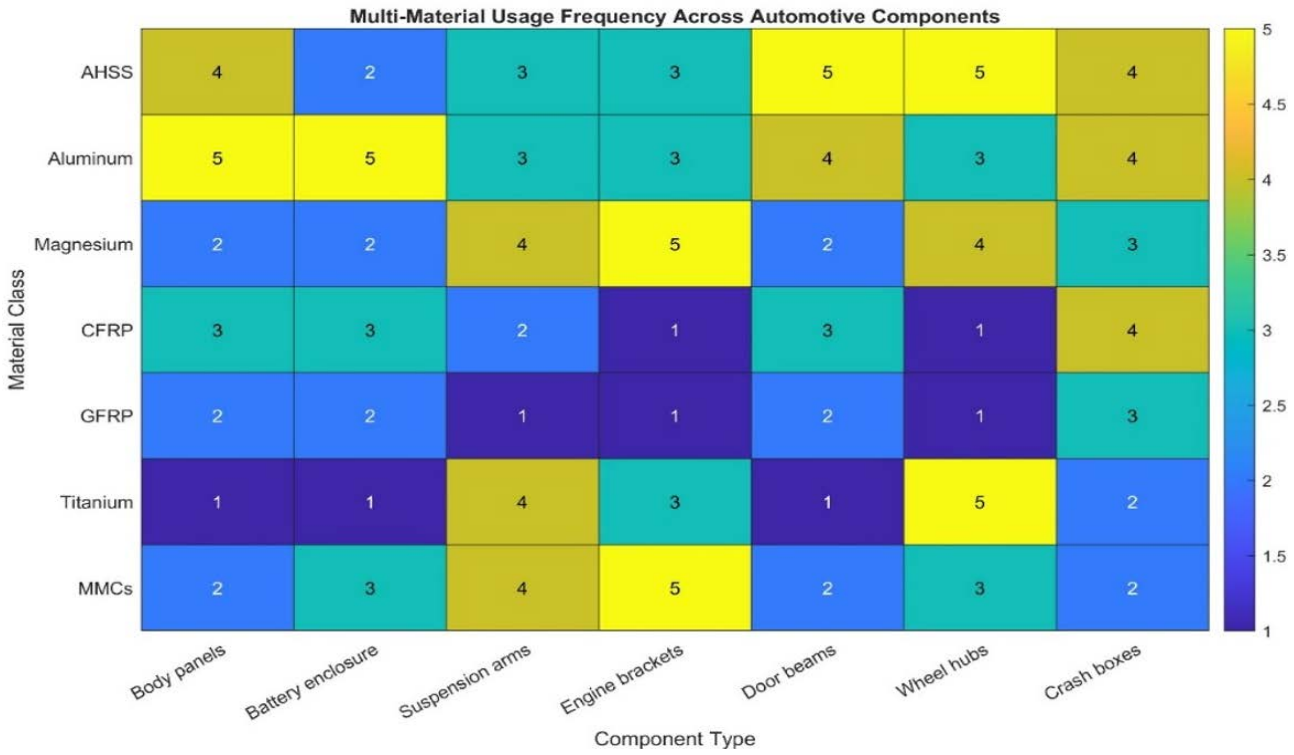

Figure 7. A heatmap comparing the relative frequency of material use (from 1 to 5) across seven key automotive components.

Nano-reinforcements such as graphene and CNTs provide enhanced multi-

functional and mechanical properties in lightweight composites. Mohite *et al.* (2024) contend that the challenge towards upscaling is cost constraints in industrial automotive production. Inability in uniform dispersion and interfacial bonding capability is also a challenge towards the scale reproducibility of the mechanical properties, requiring further work beyond synthesis and integration into process technology of the nano-reinforced composites.

4. Conceptual Design Methodologies

Initial design decisions have a final say on the weight, efficiency, and sustainability of a vehicle. A variety of processes are brought into play from the initial conceptual design phase through final production, as illustrated in the flowchart in **Figure 8**. In the quest to achieve lofty weight targets without either jeopardizing safety or increasing costs, simulation-driven conceptual design relies on innovative strategies that enable engineers virtually and comprehensively to test designs on the computer. In particular, simulation-driven design as well as life cycle assessment (LCA) have become key decision-making tools on the material, structural configuration, and production process from the conceptual stage onwards. Such tactics give designers the flexibility to quickly test computer-based prototypes and estimate the environmental impact earlier, reducing the need consequently to test and retest on physical samples and shunning unintentional ecological consequences.

4.1. Simulation-Driven Design

Simulation of the design of a car takes place on the basis of simulations and models based on computers. Engineers resort to simulations on computers as opposed to using physical designs. The designs created by computers act as simulations of both hardware and software. The simulated hardware and software components undergo testing based on various conditions to determine their performance [30] [44].

In the car sector, the wide-scale usage of CAD and CAE tools gives a solid foundation for virtual prototyping, enabling design evaluations as early as the design phase, as opposed to waiting till the test phase. At this phase, some notable simulation approaches are finite element analysis (FEA) to assess structural integrity and crashworthiness, computational fluid dynamics (CFD) when one considers aerodynamics and thermal management, and multi-body dynamics when looking at ride and handling. Today, we're seeing very intriguing simulation trends, like the usage of real-time virtual environments, the usage of machine learning as a means to enhance modeling, and predictive maintenance functions, all of which increase design flexibility and accuracy [45]. One of the biggest advantages of simulation-driven design is that it cuts down on the need for physical prototypes and tests. With virtual testing, designers can quickly explore different design options without the hassle and expense of creating each version. For instance, Verma *et al.* showcased how they designed a composite car door using virtual prototyping, optimizing it through FEA to compare it with a traditional steel door. Modern CAE environments are all about enabling multi-disciplinary optimization, strik-

ing a balance between weight reduction and key factors like structural durability, NVH, and crash performance-all within a single model. Hürkamp *et al.* brought forth an integrated computational product and production engineering (ICPPE) approach specifically for multi-material lightweight structures. This innovative method merges detailed finite element analysis (FEA) with simulations of manufacturing processes and factory logistics, all wrapped up in a multi-scale framework [46]. Simulation-driven design gives automotive engineers the tools they need to aggressively chase weight reduction by virtually testing out new designs and materials. This not only minimizes development risks but also speeds up the time it takes to bring products to market, ensuring that lightweight concepts meet all necessary performance standards.

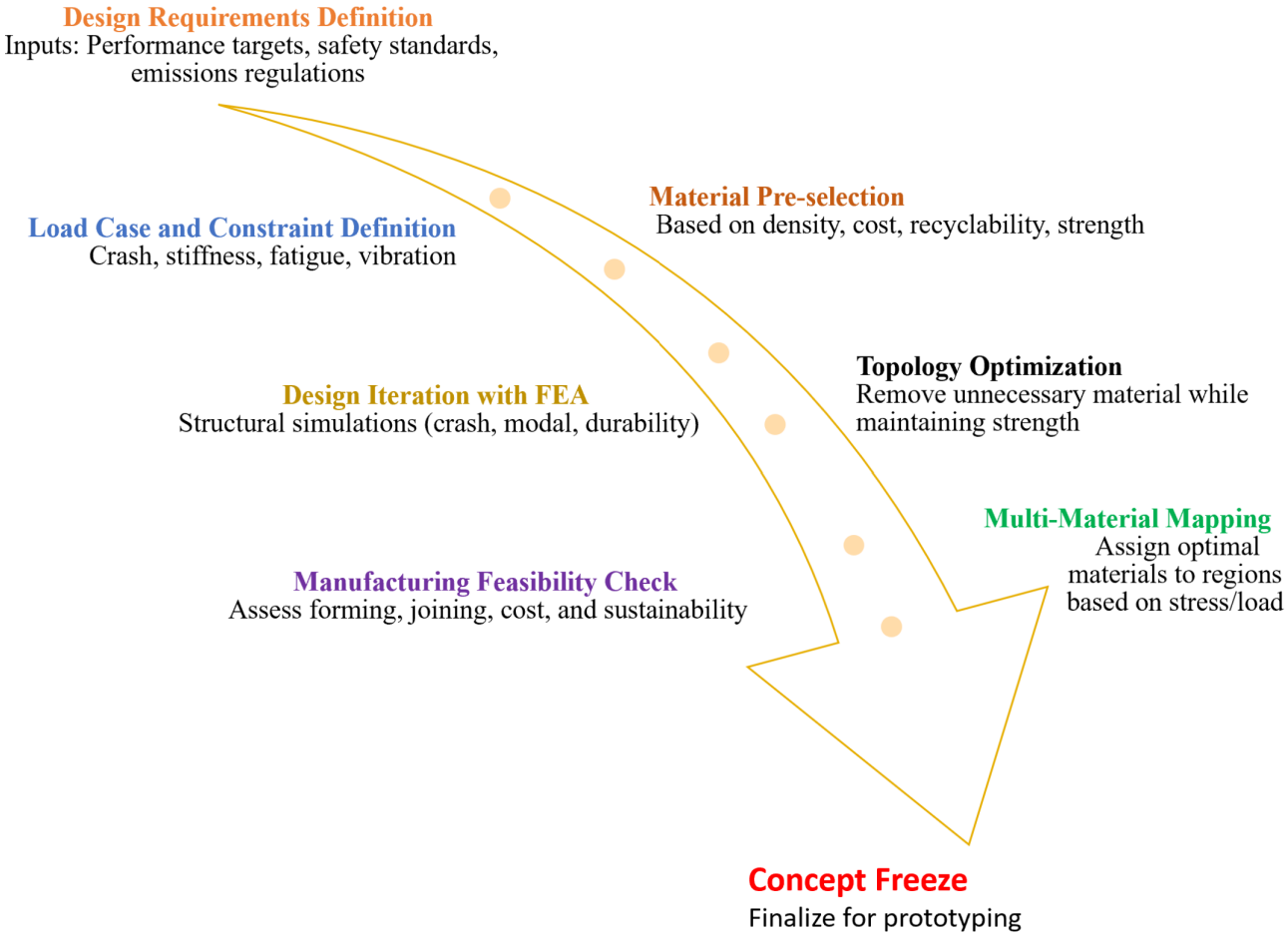

Figure 8. Conceptual flowchart of the lightweight vehicle design process at the early development stage.

4.2. Life Cycle Assessment (LCA)

While simulation-driven design zeroes in on how well something performs and whether it's feasible, life cycle assessment (LCA) steps in during the early stages to gauge how environmentally friendly lightweight design options are. **Table 3** compares Simulation-Driven Design and Life Cycle Assessment (LCA) at the conceptual stage in lightweight design for automobiles. LCA takes a thorough look at

the environmental impacts of a vehicle or component from start to finish covering everything from raw material extraction and production to manufacturing, usage, and finally, disposal or recycling [47]. Using lightweight materials can often lead to significant environmental advantages throughout a vehicle's life cycle, mainly by cutting down on fuel or energy use during its operational phase. In their review of various LCA studies, Gonçalves *et al.* found that lightweight materials generally offer environmental perks when viewed from a cradle-to-grave perspective. However, the degree of these benefits can vary based on several factors, such as the vehicle's total mileage, recycling rates, and any additional weight reductions [48]. The benefits of lightweighting should be measured and reported on a specific life cycle and not just based on weight savings in the vehicle. While some lighter materials can result in lower fuel or electric use when in use, their production of some materials may require more energy and be associated with increased greenhouse gas emissions compared to other materials. The overall environmental outcome is thus dependent on the type of vehicle, the type of propulsion system, the driving cycle, expected lifetime mileage, the route for the manufacture of materials, as well as the assumptions made in the end-of-life recovery. The cradle to gate assessment mainly focuses on material production and manufacturing impacts, while the cradle to grave assessment also considers vehicle use and end of life treatment. Comparisons between alternatives to lightweight design therefore need to be based on the same functional unit, system boundary, and operating conditions to assess the net energy savings that occur in the use phase of the product compared with the potential energy increases in the production and manufacturing phases. Gagliardi *et al.* conducted a life cycle assessment (LCA) on a side door intrusion beam made from various materials to determine which option had the least environmental impact. Their analysis looked at the entire life cycle of each beam, including material production, the manufacturing process, its use in an average vehicle, and end-of-life considerations, such as recycling [48]. By integrating LCA into the conceptual design phase, designers can adopt a design-for-environment strategy alongside a design-for-performance approach. They can input a proposed list of materials and the manufacturing process to receive estimates on cumulative energy demand and greenhouse gas (GHG) emissions. Merging real-time simulation results with LCA models significantly improves the accuracy of environmental impact predictions early in the design process. **Figure 9** shows the simulation-driven and LCA module that indicates Initial requirements and Concept generation representing how lightweight targets, regulations and cost ceilings set the context before any detailed geometry exists. Simulation-Driven Design Lane (Grey) refers to the CAD/CAE models run, FEA, CFD and multi-body dynamics to generate performance metrics (strength, stiffness, NVH, crash, thermal). LCA lane (green) is where the same concept data (mass, material, manufacturing route) is pulled into an LCA engine to output energy, CO_2 and recyclability scores. With the multi-disciplinary optimization engine both performance and environmental metrics are traded off, so designers see weight, cost, impact scenarios in the deci-

sion dashboard before down-selecting the concept for detailed design. This integrated loop lets teams chase aggressive mass reduction goals without losing sight of sustainability or downstream production constraints, the essence of simulation-driven, LCA-aware lightweighting at the earliest design gate.

Table 3. Comparison of simulation-driven design and life cycle assessment (LCA) in conceptual automotive lightweight design.

Approach	Focus & Tools in Concept Stage	Key Benefits	Key Challenges
Simulation-Driven Design ([44] [46])	Performance-driven evaluation using CAD/CAE tools, FEA, CFD, and integrated digital twins. Includes real-time simulation and predictive maintenance models.	Reduces physical prototyping; Accelerates optimization; Supports concurrent engineering of materials and structures.	Requires high-fidelity models; Integration complexity across disciplines; High computational resources.
Life Cycle Assessment (LCA) ([47] [48])	Environmental evaluation from cradle-to-grave considering material sourcing, manufacturing, usage, and end-of-life stages. Integration with simulation tools for real-time environmental feedback.	Ensures sustainability; Guides optimal material choices; Enables early-stage correction for environmental goals.	High sensitivity to assumptions; Data-intensive; Complexity in balancing environmental, economic, and performance goals.

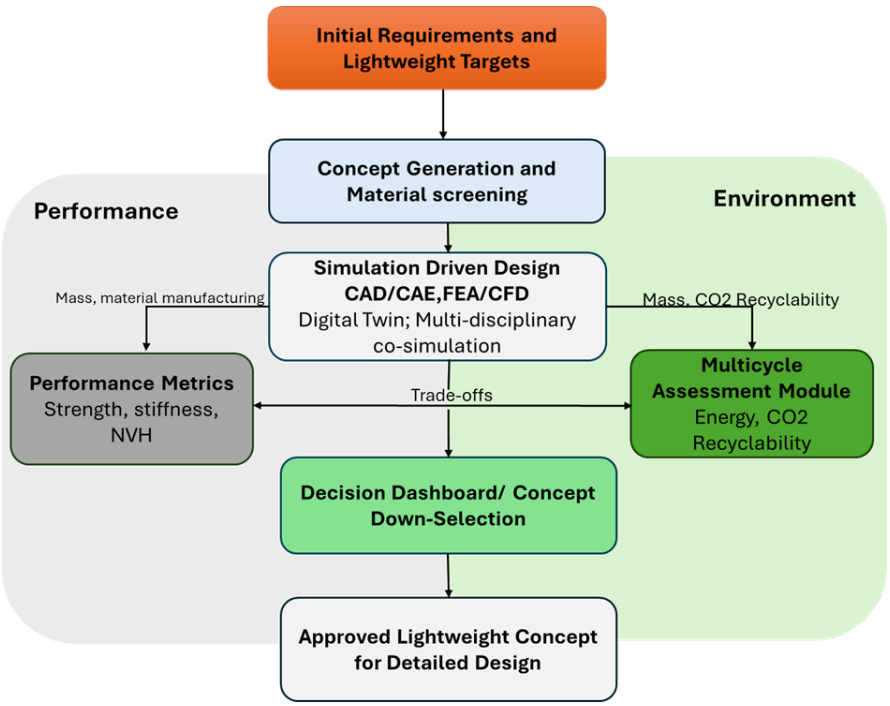

Figure 9. A Visual depicting how Simulation-Driven Design and LCA Modules feed the same multi-disciplinary optimization loop during the conceptual phase.

4.3. Integrated Multi-Criteria Decision Framework for Conceptual Automotive Lightweight Design

Lightweight construction in conceptual vehicle design involves the development of material and structural architectures that must be evaluated through a holistic perspective of structural performance, economic requirements, manufacturability and environmental considerations. Along with mass-reduction potential, material

suitability is influenced by crashworthiness, stiffness, costs, compatibility of joining, production quantities, recyclability and life-cycle effects. Thus, a multi-criteria decision framework is proposed, which is integrated to make systematic evaluation of the proposed alternative lightweight concepts **Figure 10**. The framework starts with the requirements for the vehicles, which comprise the required vehicle class, propulsion technology, structural targets, production volume, vehicle cost limitations, and the vehicle assessment scope. Different candidate concepts, such as steel-intensive, aluminum-intensive, composite-intensive, and multi-material architectures are then screened in a preliminary process based on structural and manufacturing considerations. Incorporating recyclability and life-cycle assessment (LCA) to address environmental impacts considering the conditions under which the material is used, the processes through which the vehicle is manufactured, and how it is handled at the end of its life. After fulfilling the necessary structural, safety and manufacturing constraints, a multi-criteria evaluation is performed on the remaining feasible concepts. Application-specific weightings and/or normalized performance indicators can be used to aid decision making where quantitative data are available, but priorities are based on the needs of the vehicle and should not be deemed to be the optimum solution. The whole framework considers structural, economic, manufacturing and environmental aspects in a systematic decision process, where the selection of a lightweight architecture can be evaluated transparently and a promising architecture can be chosen for the detailed design phase.

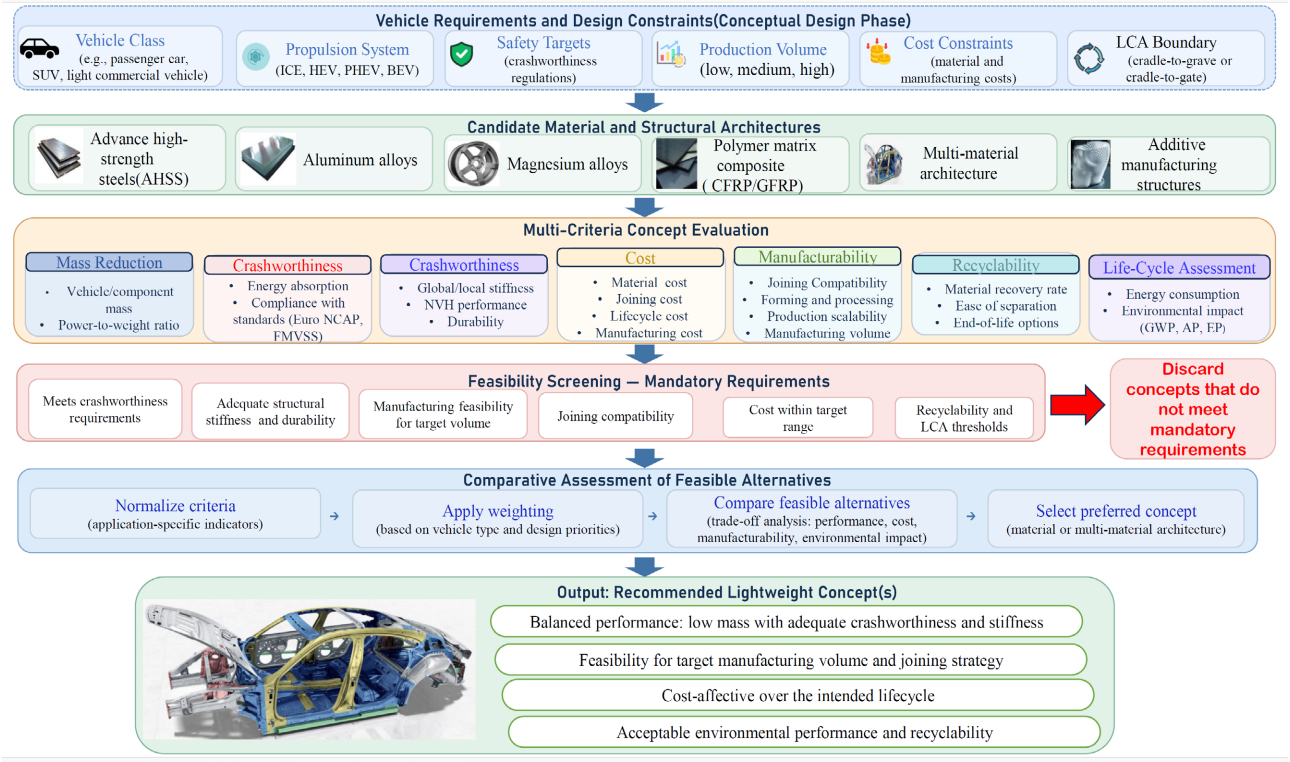

Figure 10. Conceptual lightweight design of the automotive architecture using an integrated multi-criteria material selection approach.

5. Case Studies and Practical Applications

The practical application of automotive lightweighting strategies offers valuable real-world examples of the opportunities and limitations of material substitution, structural optimization and multi-material integration. This section discusses selected applications of automotive lightweighting using aluminum alloys, advanced high strength steels, fiber reinforced composites and emerging structural design approaches. The case studies are assessed on the following six criteria to allow for a common denominator: i) baseline vehicle structure or component, ii) the mass reduction compared to the baseline, iii) the manufacturing and joining processes used, iv) the method used for assessing vehicle performance, v) relevance to industrial production volumes, and vi) the main types of limitation to practical implementation. If not explicitly provided, individual studies do not have enough data to support a specific criterion is identified instead of inferred. The light weight approach allows for the identification of experimentally proven light weight solutions versus simulation or conceptual examples, and identifies the trade-offs that affect the potential for the solutions in automotive production.

5.1. Aluminum Applications in Car Body Structures

Aluminum has found widespread use in automotive body structures due to the extraordinary strength-to-weight ratio, corrosion resistance, and recyclability of the material. Hirsch illustrated the use of aluminum in the Super-Light Car project that followed a multi-material strategy based on a Volkswagen Golf V. The visionary project successfully reduced the total weight by 34% without sacrificing safety features or manufacturability. Aluminum featured prominently in this concept with the use of aluminum in key structural items such as the chassis, the body-in-white, and closures, yet with the added advantage of maintaining affordable high-volume manufacturing costs [49]. On high-end vehicles such as the Audi A8, fully aluminum body structures can be as light as possible, saving as much as 140 kg compared to steel counterparts. The variability in the use of sheet, cast, and extruded aluminum parts along with state-of-the-art joining technologies greatly advances both design freedom as well as structural capacity.

5.2. AHSS Implementation in Vehicle Design

Advanced high-strength steels (AHSSs) are gaining significance as they ensure superior crash energy absorption with smaller components. In their 2021 research, Hu and Feng investigated the use of first, second, and third-generation AHSS grades in crucial safety regions of current vehicles. The grades encompass steel grades such as dual-phase (DP), transformation-induced plasticity (TRIP), and twinning-induced plasticity (TWIP) steels. AHSSs are most valuable in zones that absorb crashes as well as zones that absorb occupant impact. DP980 steel, for instance, is widely used in the B-pillar as well as roof rail, due to the high tensile strength that exceeds 1000 MPa. The material facilitates engineers in minimizing the use of the sheet to thin levels with strict safety still in place [50]. Besides this, the improvement of their manufac-

turability as well as weldability has seen their use across different vehicle platforms.

5.3. Composite Structures in Automotive Applications

Composite materials are commonly used in body design of a car, primarily because they help reduce the weight and increase the design flexibility of the car. Scientists did an experiment in which they tried using carbon and glass-fiber-reinforced polymers (CFRP/GFRP) to replace the conventional metal door frame. The scientists also discovered that doors with an outer carbon-fiber and inner glass-fiber frame could decrease their weight by up to 50% without reducing their strength. The new hybrid configuration was also verified by finite element analysis as well as physical testing and was determined to be rigid, strong, and crash energy-absorbing [51]. In addition, the research also noted that such materials are highly viable in the production of body-in-white parts, specifically where the production volumes are low to medium. Hybrid automobile wheels composed of carbon fiber-reinforced polymer (CFRP) rims and aluminum alloy hubs are a prime example, as evident in **Figure 11**. The parts used to have bolted joints traditionally, but the research substituted them with adhesive joints. This conversion is a 6% weight reduction and is structurally sound to support variable loads [52].

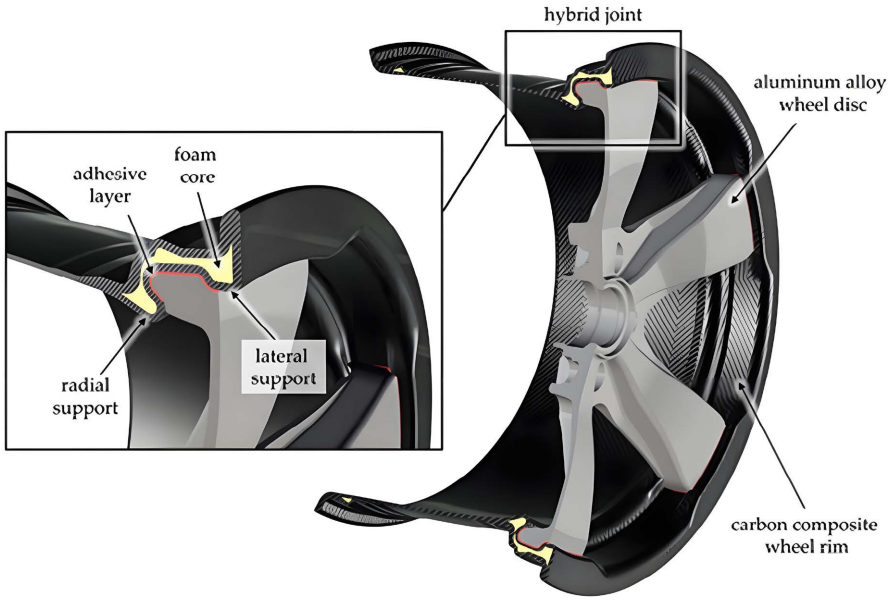

Figure 11. Cross-sectional diagram of adhesive-bonded CFRP-aluminum wheel hub wheel hub [52].

5.4. Biomimetic Structures and Metamaterials

Natural cellular architectures, ranging from the wall-gradient of bee combs, which enhance the ratio of flexural rigidity to density while mitigating crack propagation [53], through the four-level trabecular hierarchy of cancellous bone that modulates stiffness via load-responsive strut orientation [54], to the chambered, thickness-graded septa of cuttlebone that dissipate energy through staged collapse [55], encode three transferable heuristics: graded porosity, multiscale hierarchy, and

damage localization. When applied to the body-in-white concept stage, these heuristics result in honeycomb-core rocker beams tapered toward the neutral axis, achieving a mass reduction of 15% - 20% at constant deflection. Anisotropic lattices inspired by trabecular bone within tubular extrusions enhance torsional GJ/ρ by approximately 32% [56]. Also, cuttlebone-mimetic crash-can honeycombs increase specific energy absorption by more than 25% while mitigating deceleration spikes [57]. Automobile vehicle manufacturers take inspiration from the aforementioned to emulate such biological structures in mechanical metamaterials. **Table 4** summarizes various biomimetic materials, indicating the inspiration of their design principles and mechanical characteristics.

Table 4. A summary of biomimetic properties.

Material	Bio-inspired design principle	Mechanical characteristics	Advantage	Reference
Wall-gradient honeycomb (bee comb analogue)	Graded porosity localizes damage and suppresses crack propagation	Elevated flexural-rigidity-to-density ratio	Superior specific bending stiffness	[53]
Four-level trabecular lattice (cancellous-bone analogue)	Multiscale hierarchy with load-responsive strut orientation	Stiffness tuned *in situ* through anisotropic strut alignment	Qualitative modulation of stiffness without mass penalty	[54]
Thickness-graded cuttlebone septa	Damage localization through staged collapse	Progressive energy dissipation during crushing	Qualitative energy-absorption enhancement	[55]
Honeycomb-core rocker beam (body-in-white concept)	Neutral-axis taper guided by graded porosity	Constant-deflection performance at reduced mass	15% - 20% mass saving relative to homogeneous core	[58]
Trabecular-inspired anisotropic tubular lattice	Directed strut orientation for torsion	Specific torsional rigidity (GJ/ρ) improvement	32% increase in GJ/ρ over conventional tube	[56]
Cuttlebone-mimetic crash-can honeycomb	Controlled septa collapse for crash energy management	Specific energy absorption (SEA) enhancement; smoother deceleration	> 25% SEA rise and reduced deceleration spikes	[57]

5.5. Lightweighting in Electric Vehicles (EVs)

When it comes to electric vehicles, the need for lightweighting is even more important as battery packs bring extra weight into the equation. Zhou *et al.* observed that aluminum is a go-to material for EV battery enclosures due to its high thermal conductivity, recyclability and formability. It has some downsides, however, including spring back and obstacles in attaining accurate dimensions for complex shapes. To overcome these limitations methods like Hot Forming and Quenching (HFQ) or Incremental Sheet Forming (ISF) were developed [59]. These approaches further enable the highly accurate processing of battery housings and closures supporting aluminum's necessary role in electric vehicle development. The Chevrolet Corvette Z06 is a prime example of this; it exchanged its steel frame for aluminum to produce a 30% weight reduction. This transition illustrates how aluminum is a major contributor to the weight reduction of both the structural and functional parts in EVs [58]. Tesla has employed a 4680 structural battery pack,

new to the market and an evolution from today's non-integrated cells with their path to load through modules, see Figure 12. This monolithic structure is attached to an upper surface plate, this setup improves strength stiffness and manufacturing efficiency. The aluminum auto body chassis reduces battery pack weight by 10%, enhancing mechanical and electrical performance [60].

5.6. Industrial Component Optimization Using Composites

Tomasi *et al.* state that there is a methodological approach to the implementation of composite parts into automobile structures. They study a front underrun protection device that is produced using carbon-fiber reinforced polymer (CFRP) and glass-fiber reinforced polymer (GFRP). Compared to traditional steel, carbon fiber and glass fiber composite construction saves mass by 55% and 18% respectively. The authors use such method as analytical modeling, finite-elements analysis and experiment validation. A cost benefit analysis indicates that the weight reduction will result in the fuel savings that will offset the increase in the material cost in around five years hence making the solution economically viable with regard to their cost analysis [38].



Figure 12. Exploded schematic of Tesla's 4680 structural battery pack integrated into the aluminum chassis [60].

5.7. Industrial Case Studies: AI-Generative Design, Metamaterials & Modular Platforms

The auto industry is moving to lighter cars, using digital technologies, new materials and modular concepts of design. This section will show some of the ways in which the latest technological advancements were applied by car manufacturers and research groups within the last two years.

5.7.1. AI-Generative Design: GM & Autodesk Collaboration

This has seen General Motors collaborate with Autodesk to use generative-design algorithms in designing a seat-belt component. Combining an artificial intelligence-based modeling system with a cloud platform, the team was able to reduce the number of components of the original assembly to one. The result of this change was a 40

reduction in weight and a 20% change in strength [61]. The bracket is shown in Figure 13. The prototype suggests that artificial intelligence can be smarter than human intuition because the technology can create powerful and lightweight parts by using only one additive-manufacturing process.

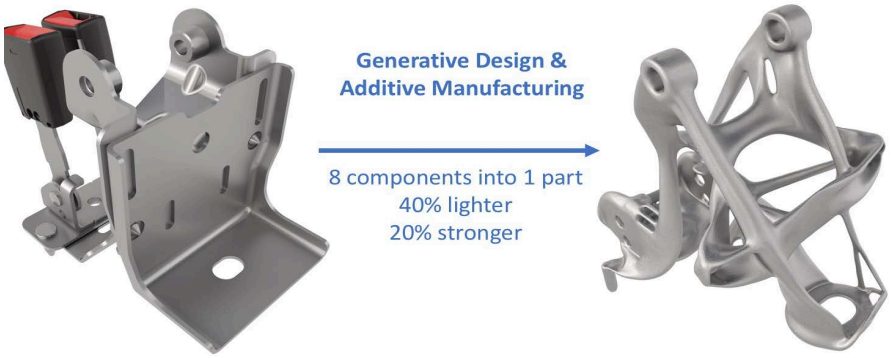

Figure 13. AI-generated seat bracket by GM and Autodesk—achieving 40% weight reduction and 20% increased strength by consolidating eight parts into one [61].

5.7.2. Engineered Metamaterials: Mercedes-Benz & Phononic Vibes

Mercedes-Benz also collaborated with a start-up called Phononic Vibes on its innovation platform Startup Autobahn to create an acoustic metamaterial called Meta Design. The insulation panel is also a special lattice structure, which adds to its cells and, being resoundable at specific frequencies, it acts as a sound absorber. The metamaterial performed better than other known insulation materials where it was found that the metamaterial had the same noise absorption using 25% less of the material weight [62]. The importance of the development is due to the fact that the electric cars require the lightening of weight with maintenance of the low level of noise, and this solution can be considered as one of the most valuable.



Figure 14. Stretchy, load-bearing metamaterial unit cells developed at MIT using additive manufacturing—targeted for impact-dissipating zones in vehicle structures [63].

5.7.3. Structural Metamaterials: MIT Additive Architectures

Figure 14 shows the lattices of metamaterials with special focus on their stretchability. In 2025, they were pioneered in MIT, and they demonstrate great flexibility and strength [63]. The structures have been designed with nanoscale 3D printing that gives them unique mechanical properties that can be used to create crush zone structures, offer full underbody coverage, or introduce flexible reinforcement zones. The lattice geometry can easily be changed in this fabrication process and the component can be customized to create lightweight elements of automotive safety in order to improve performance in the case of an accident.

6. Challenges and Trade-Offs

While automotive lightweighting has significant potential to enhance vehicle fuel economy, energy efficiency and vehicle dynamic performance, it also has some challenges from the engineering and manufacturing perspective. The problems are related to balancing the reduction in mass with structural integrity, crashworthiness, cost of materials, manufacturing and sustainability. This section reviews the key technical, environmental, economic and safety-based trade-offs of lightweight vehicle development and production.

6.1. Technical Limitations

The processing and design of lightweight materials also face a range of unique problems, which are based on the nature of each constituent. AHSSs have shown some of the best strength-to-weight ratios; however, their production is faced with significant challenges, most of which are due to spring-back effects and limited formability [10]. Specifically, the extraction of magnesium alloys at ambient temperature poses significant challenges, whereas aluminum requires design adjustments that can be explained by the nature of this material as being light in nature and having diminished rigidity. This mixture of different materials, such as aluminum and steel or aluminum and composite reinforcements, results in galvanic corrosion and thermal mismatch, which makes the traditional welding method ineffective to a large extent. The industry has therefore adopted new methods of joining, specifically friction-stir welding and ultrasonic welding, among other feasible methods [64]. Additive manufacturing (AM) allows the building up of highly shaped and optimized parts with respect to shape; however, three key factors limit its use: inherently low build rates, limited volumetric build volume, and after-processing requirement [65]. In the automotive sector, additively manufactured parts must be idiosyncratically qualified and standardized. It's a structural performance in light vehicular assemblies that's disrupted post-hoc due to the different vibration signs, acoustic emission and fatigue life characteristics caused by the varied material chemistries. Thus, the limitations must be accommodated in the search for achieving lightweight design.

6.2. Environmental and Sustainability Trade-Offs

Lightweight vehicles operate as emission-reducing solutions during their road use

but the manufacturing process of materials such as aluminum magnesium and carbon fiber requires more energy than producing conventional steel. The studies that analyze life cycle assessment (LCA) demonstrate that advanced high-strength steel (AHSS) achieves the most effective weight reduction while sustaining environmental benefits through its recyclable nature and reduced production energy requirements [47]. The "break-even point" serves as a critical measure because it determines the distance a vehicle must travel until the operational savings offset the environmental impact from its production process. The evaluation process becomes challenging for electric vehicles (EVs) because they already operate with minimal environmental impact. The circular economy analysis faces an additional difficulty because aluminum and steel materials recycle smoothly yet carbon fiber and thermoset composites create barriers to effective recycling processes. The process of disassembling mixed-material structures proves difficult which creates obstacles for material reuse. Nanomaterials improve performance but generate environmental dangers and toxicity issues according to **Figure 15**, and scientists have yet to determine their lasting impacts [66]. To achieve sustainability targets designers must adopt circular economy principles which include recyclable materials and simple product disassembly and environmentally friendly material selection.

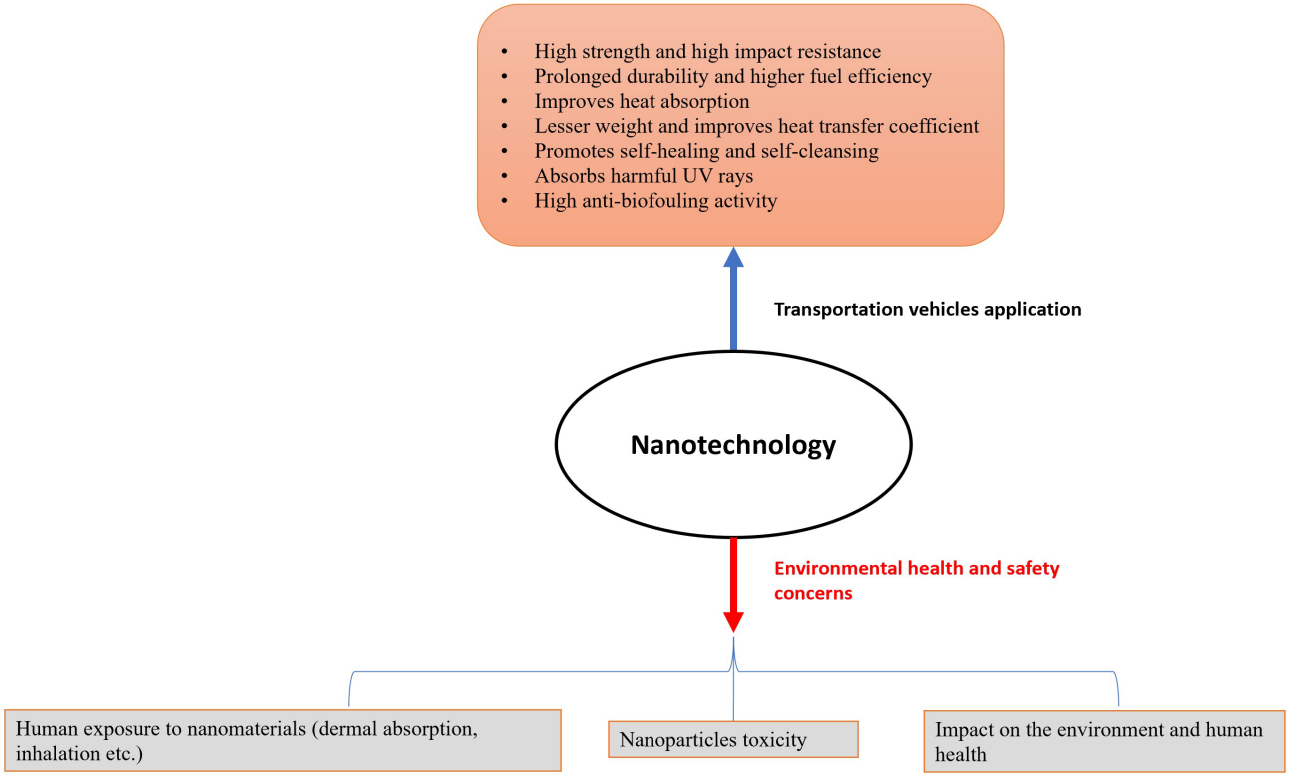

Figure 15. Potential applications of nanotechnology in transportation and the associated environmental [56].

6.3. Economic Considerations

Lightweighting is often a costly undertaking since it needs extra labor and design work to achieve a noticeable weigh reduction. Though the early phases of weight

loss are relatively cheap, the further development requires significant expenses in new materials or massive redesign of the constituents. The production costs for aluminum and composite materials are high compared to that of steel and the developing technology of nanomaterials is expensive and immature to be used on a large scale [67]. Switching to less heavy materials forces organizations to reshape their production lines and acquire new equipment as well as skilled labor with specific knowledge. The joining methods for mixed-material structures, like adhesives or riveting, can add another layer of complexity that have to be carefully handled. As a result, the design effort should take material supply and capability of the suppliers into account at the initial stages of the conceptual design. Lightweight components would have a higher level of maintenance costs in terms of reparative costs; aluminum and composites are trickier to reshape or weld, often requiring panel replacements or specialized facilities. However, despite the consideration of the high initial outlays, lightweighting can still be considered in an attempt to meet regulatory requirements or to make a product stand out in the competitive markets. An economic analysis at a broad level will provide the necessary information to make wise decisions on such trade-offs.

6.4. Safety Implications

Lightweight design projects must maintain safety as their highest priority. The materials Advanced High-Strength Steel (AHSS) and aluminum display different crash behavior patterns than mild steel during impact events. The high strength of AHSS makes it suitable for use but it does not have enough ductility and aluminum requires reinforcement to prevent cracking. Composites effectively absorb crash energy yet they face risks of breaking apart and delamination. Each of these materials requires additional crash engineering for occupant safety. In multi-vehicle accidents, lighter cars might face greater forces. Thus, the need for successful passive safety devices, such as sophisticated seat belts and airbags, goes along with solid safety cells. However, to ensure all vehicles are safe enough, extensive crash testing on lightweight materials must be passed. But the problems of safety extend beyond the arena of crash safety and into manufacturing and collision repair. Certain lightweight materials, such as magnesium and carbon fiber, can be dangerous to work with because of their combustibility and inhalation exposure. If nanomaterials are released in collisions or during manufacturing, significant health concerns are in play. Therefore, team members must be appropriately trained in what they are working with to ensure safe handling, assessment, and repair of these lightweight materials. Crash test criteria also need to adapt to how new materials behave. Reinforcements, crush zones, and protective subframes, especially in electric vehicles, must be carefully designed to compensate for their negatives of reduced weight. With thoughtful engineering, we can ensure that lightweight cars are just as safe as their heavier counterparts. Lightweighting's environmental performance is commonly measured in slash in operational emissions and gain in fuel economy. But rising criticisms now center around the environmental paradox

presented by the likes of carbon fiber composites, which cut weight and increase efficiency during the use-phase, but are created through very energy-hungry production processes. Previous LCAs indicate that the payback period for such components can take many years or not be reached at all in specific use cases for EV's, invalidating the sustainability argument, unless recyclability and production emissions are somehow resolved.

7. Sustainability and Environmental Considerations

7.1. Insights from Life Cycle Assessment (LCA)

One of the fundamental analysis frameworks in automotive design is life-cycle assessment (LCA), specifically which aims to establish whether replacing heavier materials with lighter ones can significantly address environmental consequences. Empirical LCAs repeatedly demonstrate that a substitution of steel by other less heavy materials, including aluminum, magnesium, or new powerful composites, can significantly decrease consumption and emissions throughout the life of a vehicle, largely due to increased fuel efficiency during operation [47]. However, the extent of these advantages depends on the intensity of the environmental costs that are incurred in relation to the production of each part, and operating conditions that the vehicle will be subjected to. As an example, magnesium is produced through the Pidgeon process, which produces large volumes of CO_2 and SF_6, and carbon-fiber composites require a large amount of energy to manufacture [68]. In order to achieve net environmental benefit of lighter vehicles, it follows that the operational savings must balance the emissions attributable to material fabrication. In case of inadequacy of the service life or range of a vehicle, or the manufacturing of its parts by extremely carbon-intensive processes, the expected environmental benefits might be neutralized. Through the early design-phase incorporation of LCAs, engineers can determine these trade-offs, and can choose materials that can accomplish concomitant, multiple goals lowering the weight of the vehicle and also lowering the environmental footprint of the life-cycle of the vehicle, aligning with the overall sustainability goals.

7.2. Recycling and End-of-Life Strategies

One of the major environmental considerations towards sustainability is by considering what happens to the materials after they have exhausted their consumption cycle. **Figure 16** shows the whole life cycle of most auto parts, such as how the raw materials are obtained and ultimately recycles and disposal. Lightweight vehicles made from multiple materials can make recycling a bit tricky, which is why there's a growing focus on designing for disassembly and separating materials [69]. Classical metals, like aluminum, are astonishingly circular; they can be recycled over and over again with nearly 95% less energy than that needed to make primary product. The same applies to magnesium which can be re-melted with minimal loss of properties although the actual recycling rates are relatively low [70]. On the contrary, carbon-fiber-reinforced polymers give significant chal-

lenges to recycling. New methods, such as thermal recycling or pyrolysis, can be used to recycle carbon fibers using less energy, which allows their re-use in less demanding processes. Circular-economy concepts entering the automotive industry are closed-loop scrap recycling of materials, remanufacture of parts and even the implementation of Industry 4.0 tooling that can trace material flows to increase the level of resource recovery [71]. Nevertheless, there is still a great deal of regional inequality. In developed countries, the recycling rate of the end-of-life vehicles is high usually due to strict regulations (e.g. the EU ELV Directive), however, in most developing countries, the recycling infrastructure is not properly developed, resulting in low recovery rates of materials, and worsening the environmental issues [72]. This inequity needs to be dealt with by distributing best practices and investing in infrastructure around the world to give the full benefit of the sustainability that lightweight automotive design could bring.

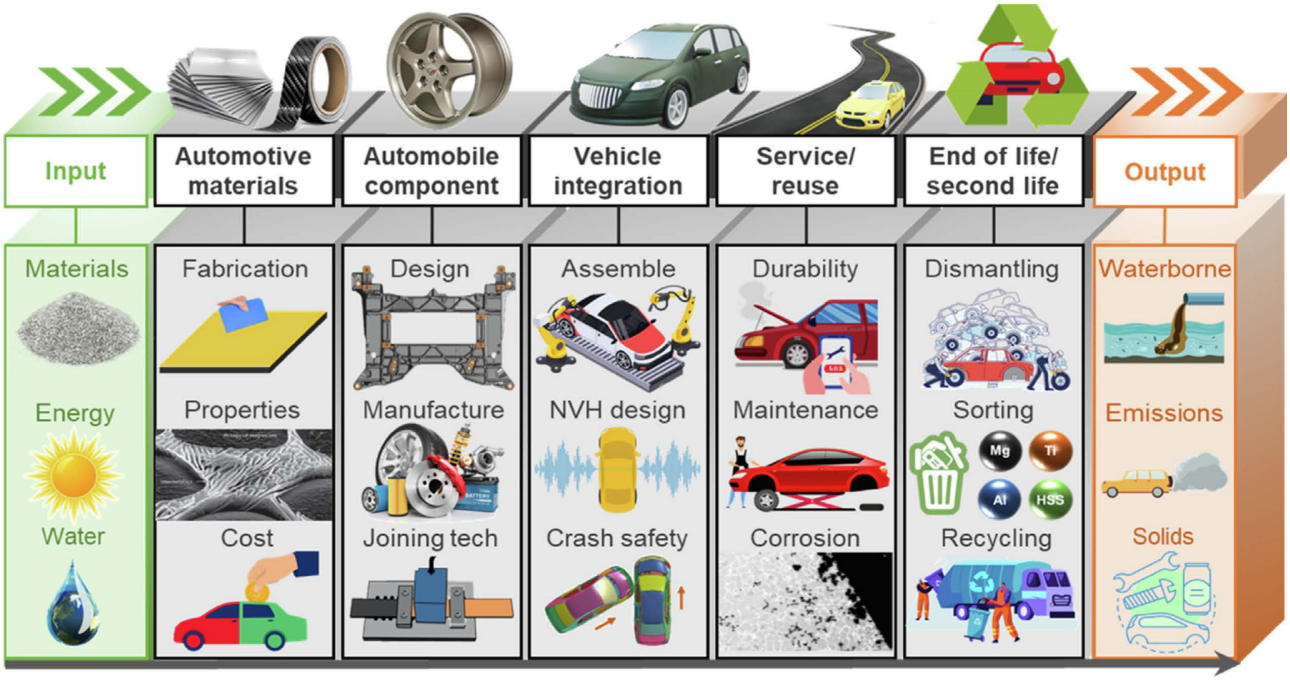

Figure 16. The entire life cycle of automotive materials [10].

8. Future Trends and Innovation

8.1. Emerging Advanced Materials

Automobile industry is currently paying a higher focus on superior materials in an attempt to realize mass-reduction. Both metallic and polymeric matrices can be significantly strengthened, with nanoscale constituents (carbon nanotubes and graphene) improving the strength-to-weight ratio of the material, allowing smaller components to be made without impairing their useful performance [73]. Recent research on the subject has shown through empirical evidence that the inclusion of nano-elements in weight composites does not degrade the mechanical integrity of the composites, but on the contrary in certain cases enhances it [74].

Besides, the use of natural fibers in bio-based composite systems continues to gain momentum. The result of such fibers since they are intrinsically low-density fibers is that the total carbon footprint of manufacturing processes might go down. The bio-composites that are formed may also have desirable mass properties, which will lead to a reduction in emissions during the manufacturing process [75]. The other direction that should be considered is smart materials, which are materials that change their properties by environmental stimulus. Apart from that, shape-memory alloys (SMAs), such as, can change their shape with changes in temperature and may hence replace heavier traditional materials in aircraft that undergo different thermal stresses [76]. SMAs are slowly making their way to modern-day automobiles design, where they are used in aerodynamic designs, systems of safety and systems of self-healing [77]. Incorporation of this type of intelligent features does not only enhance the performance of the vehicle but also promotes the overall reduction of weight. According to recent literature, generative design (GD), in particular, with artificial intelligence applied, has been shown to produce faster design cycles, as well as achieve better material efficiencies than traditional topology optimization. According to Peckham and colleagues, AI-based generative design through generative adversarial networks (GANs) or surrogate modelling approaches might reduce the structural mass by 40% - 60%, taking advantage of human design patterns to speed up optimization processes [78]. As shown by the research conducted by Radler, the neural-network-based generative topology optimization (GenTO) structure has the potential to shorten the design process by a factor of ten, finding feasible solutions that meet strict structural requirements, a method that is not the same as that of traditional topology optimization [78]. The famous feature about magnesium alloys is their low density and good specific strength [6]. However, it has been determined that these alloys have a strong tendency to corrosion especially in high-chloride environments like coastal areas or in roadways using de-icing salts, which limits their structural uses [79]. The magnesium electrochemical potential is very negative (−2.370 V vs SHE) and thus it is vulnerable to a very aggressive aqueous dissolution. Corrosion is in the form of a porous Mg (OH) 2 layer, which has very little protection ability, unlike the less harmful aluminum or titanium alloy corrosion scales. Therefore, magnesium alloys are generally coated or alloyed with other less corrosive metals to reduce corrosion [80]. Only in combination with the process of hydrogen gas evolution leads to faster dissolution of the material, increasing the significance of solid corrosion handling measures [6].

This procedure is outlined schematically in **Figure 17**, which must be inserted here to show stepwise electrochemical reactions and resulting corrosion regions of magnesium in NaCl-rich environments. In order to mitigate such problems, various protective treatments have been researched, including micro-arc oxidation (MAO), fluoride conversion coatings, and rare-earth alloying, all of which have shown to be useful in bringing corrosion rates down to the range of 0.3 - 0.5 mm/year [6] [78]. But these alternatives create cost and recyclability manufactur-

ing compromises, and their long-term cyclic environmental exposure performance is the subject of current research. A benchmark is a comparison of the corrosion performance of light contenders. Corrosion rate data abstracted from ASTM B117 salt spray test results for magnesium alloy AZ91D, aluminum alloy 6061, and plain coated mild steel are shown in Table 5. It has been found that AZ91D corrodes at a level almost 20 - 40 times higher than its aluminum and steel counterparts under similar conditions.

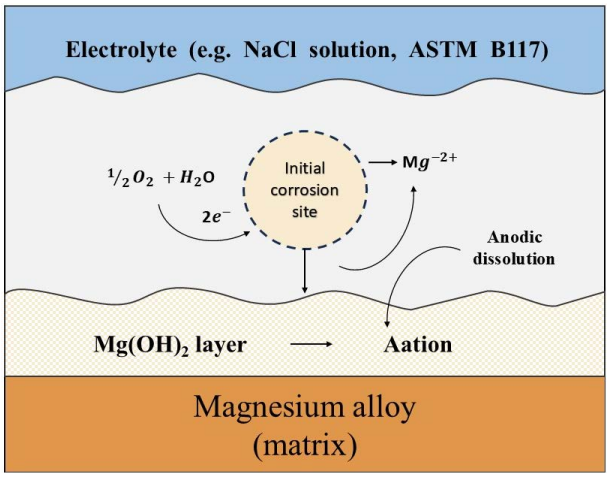

Figure 17. Corrosion mechanism of magnesium alloys in NaCl-rich environments (ASTM B117 conditions). Magnesium undergoes anodic dissolution, forming a porous $Mg(OH)_2$ layer that fails to prevent further corrosion. Hydrogen evolution due to the negative difference effect is also observed [78].

Table 5. Corrosion rate data synthesized from ASTM B117 salt spray.

Material	Corrosion Rate (mm/year)	Test Duration / Notes	Reference
Magnesium alloy AZ91D	0.8 - 1.2	720 hours; severe localized corrosion observed.	[78]
Aluminum alloy 6061	0.02 - 0.05	Uniform corrosion, limited pitting.	[79]
Mild steel with basic coating	0.03 - 0.06	Coating delayed onset of red rust.	[80]

The results suggest AI can greatly change current lightweight design by allowing engineers to quickly look at more options. AI can also help find good, unique designs for additive production and make lightweight car body designs. Future studies of nanomaterials, bio-composites, and smart materials should result in bigger weight decreases. A main issue is expanding these technologies for large-scale production.

8.2. Evolving Manufacturing Methods

There are novel manufacturing technologies that help in manufacturing less-heavy products. Among them, there is additive manufacturing, or 3D printing. The engineering of complex structures, which have low weights but high strengths are achieved using this technology and this was not possible in the conventional manufacturing methods. Indicatively, lattice structures or incorporation of vari-

ous components into one product decrease the amount of materials used without affecting the structural integrity [81]. Three-dimensional printing can no longer be seen as an activity that is exclusive to prototyping but is currently used to create bespoke components within the automotive industry. Along with additive manufacturing, new methods of joining materials have developed. Dissimilar materials, e.g. aluminum and steel, or metals and composite, can be welded together using friction -stir welding and high-strength advanced adhesives, and the mechanical integrity maintained [82] [83]. Another crucial development is the use of digital technology in the engineering practice. Digital twins enable engineers to model vehicles and processes on computer platforms and, therefore, enable design and process optimization without necessarily doing extensive physical tests [84]. This ability is further extended by the use of artificial intelligence, which quickly analyzes a large number of design options and optimizes the conditions of the manufacturing process based on the analysis of big data [85]. Overall, 3D printing, advanced joining methods, and AI-based digital simulations are becoming used in a synergistic manner to transform the lightweight design idea into reality that is manufacturable.

8.3. Design Innovation

Current designs use recent improvements in materials and manufacturing to cut down how much cars weigh. A key way to do this is by using a modular structure. Here, the car is broken down into separate, interchangeable parts. Each part is then optimized by picking the best mix of materials and structures for its specific job [86]. This allows for multi-material designs. Different materials, like strong steel, aluminum, or composites, can be used in different spots on a car, as shown in **Figure 18(a)**, through a process, illustrated in **Figure 18(b)**, that helps the engineers to select these materials in a logical way to build a car that is as light as it

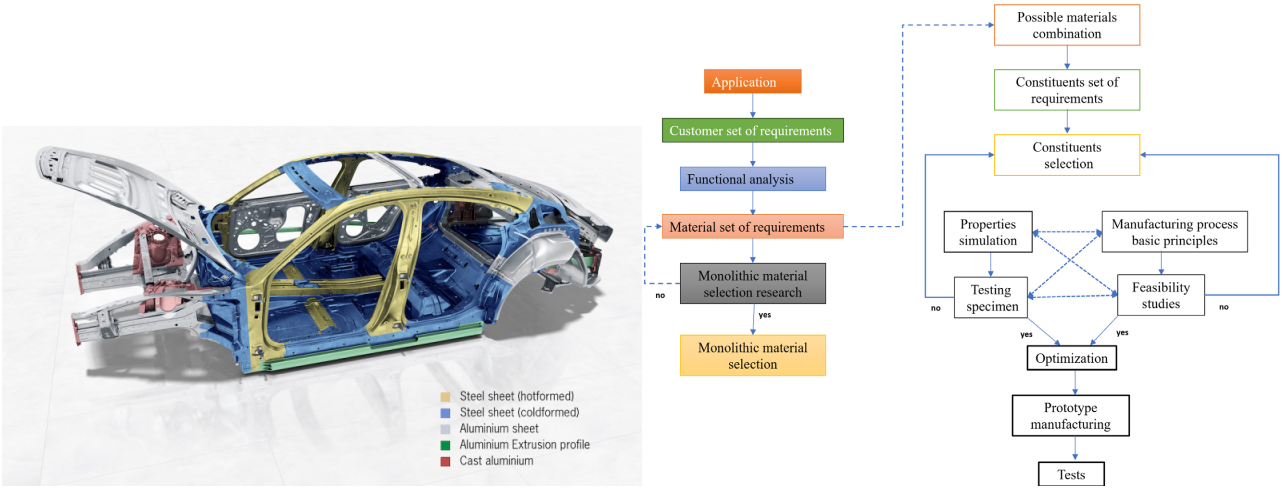

(a) (b)

Figure 18. Multi-material Lightweight Design (a) EV, Porsche 800V Taycan electric sports car, combines materials of varying properties to achieve an optimum compromise among weight, strength, and price [4] (b) The method that is capable of guiding designers in multi-material selection for lightweight designs [14].

can be [87]. In this respect, the contribution of advanced computational design is unavoidable. Topology improvement and generative design methods are used early on to find new shapes and structures. This helps designers meet performance goals without adding extra weight [88]. Using these AI tools, designers have already created prototype designs that are much lighter than those made with older methods [89]. Therefore, by combining modular assembly, different materials, and computer-improved shapes, future car platforms could weigh a lot less than cars made with standard methods.

8.4. Forward-Looking Challenges and Outlook

There are a number of barriers to be surmounted before such future light breaks come fully into existence. Cost remains a factor: much of the state-of-the-art material and process (e.g., additive manufacture) remains too costly for high-volume production [90]. Scalability and production rate enter the equation as well, since technology such as 3D printing or sophisticated multi-material assembly may take considerably longer than conventional production [65]. The second issue is that ultra-lightweight structures must comply with stringent safety and durability standards. New materials and joints exhibit different responses to crash or fatigue loading, and a high degree of testing is required to validate occupant protection [91]. Sustainability is the byword. The gains for the environment from lighter cars will be lost if manufacturing takes excessive energy or recycling at the end of the vehicle's life becomes impracticable for composite parts. New research aims to avoid these problems. Advances in material fabrication and process engineering should drive costs down and speed up new ways of producing cars. Better test tools and simulations will make lighter designs not only safe and dependable but also function flawlessly when used in actual applications. In the meantime, efforts like designing for recycling are underway to make future lightweight cars more environmentally friendly. With the automobile industry trending toward lighter manufacturing, the fusion of material science, digital fabrication, and eco-awareness could bring about breakthroughs. Introduction of Topology optimization and computer-aided design through the use of Artificial Intelligence tools will further enhance the design of multi-functional components and bio-mimetic structures, not just for the benefit of realizing weight saving, but also with a view to ensuring safety and longevity. Additionally, advancements in self-healing technology and recyclables with nanocomposites signal towards a beaming line towards driving circular manufacturing systems. The more significant the dramatic advances in materials, design, and manufacturing, the wider the adoption of next-generation light-weight automobile design is constrained by several formidable obstacles. The first among them is affordability. By a handful of exceptions notwithstanding, the majority of luxury materials, including carbon fiber-reinforced polymers (CFRP), magnesium alloys, and even titanium, are yet too expensive to apply to mass-production vehicles. Likewise, new technologies like additive manufacturing (AM) promising as they are, remain capital-hungry and presently re-

stricted in scalability and throughput [90]. To reap the maximum benefits of these capacities, research in the future should target the equilibrium between effectiveness and cost-effectiveness of these capabilities. In addition, it becomes imperative to consider the economic and environmental impacts of enhancing sustainable modes of production. Communication among researchers, engineers, and policymakers becomes imperative in formulating guidelines towards the safe uses of advanced lightweight materials. This process should incorporate the element of recycling, the impact on the environment throughout the material lifecycle, and related regulatory factors.

9. Conclusion

The light vehicles have developed to be more of a peripheral rather than an inherent process of designing cost-competitive, environmentally friendly, and performance-based cars. This overview emphasizes that the adoption of the concept of lightweighting during its preliminary stage of conceptual design yields considerable mass reductions, increased structural efficiency, and extension in design flexibility. Modern material technology, including aluminum, magnesium alloys, and polymer-based fiber-reinforced materials, allows designers to optimize components to ever-increasing performance and environmental demands. Novel tools such as multi-objective optimization algorithms, topology optimization, and additive manufacturing make it possible for designers to play with complex shapes and material configurations that were previously infeasible. These new innovations have digital design exemplars and life cycle assessment procedures to underpin engineering decisions with sustainability targets. But big challenges still remain to be addressed. High cost of high-end composites, difficulties in bonding composite hybrid materials, and the absence of recycling systems for final products all should be addressed in order to make use of these technologies commonplace. Future research needs to be centered on scalable production solutions, AI-based design models, and circular economy approaches as the industry goes through the process of electrification and becoming modular. Ultimately, it will be necessary to adopt a holistic solution that integrates material science, structure optimization, environmental friendliness and manufacturability, to drive lightweight design into the future as one of the main components of next-generation automotive design.

Conflicts of Interest

The authors declare no conflicts of interest regarding the publication of this paper.

References

[1] Matsimbi, M., Nziu, P.K., Masu, L.M. and Maringa. M. (2021) Topology Optimization of Automotive Body Structures: A Review. *International Journal of Engineering Research and Technology*, **13**, 4282-4296.

[2] Busarac, N., Adamovic, D., Grujovic, N. and Zivic, F. (2022) Lightweight Materials

for Automobiles. *IOP Conference Series*: *Materials Science and Engineering*, **1271**, Article ID: 012010. https://doi.org/10.1088/1757-899x/1271/1/012010

[3] Constantin, C., Băţăus, M., Renţea, C. and Frăţilă, G. (2022) Effectiveness of the Measures for CO_2 Emission Reduction in Real World. *IOP Conference Series*: *Materials Science and Engineering*, **1220**, Article ID: 012015. https://doi.org/10.1088/1757-899x/1220/1/012015

[4] Czerwinski, F. (2021) Current Trends in Automotive Lightweighting Strategies and Materials. *Materials*, **14**, Article 6631. https://doi.org/10.3390/ma14216631

[5] Candela, A., Sandrini, G., Gadola, M., Chindamo, D. and Magri, P. (2024) Lightweighting in the Automotive Industry as a Measure for Energy Efficiency: Review of the Main Materials and Methods. *Heliyon*, **10**, e29728. https://doi.org/10.1016/j.heliyon.2024.e29728

[6] Wu, D., Wei, K., Mo, A., Yan, V. and Wang, R. (2024) Application of Lightweight Materials in Automobiles: A Review. *Applied and Computational Engineering*, **84**, 72-99. https://doi.org/10.54254/2755-2721/84/20240775

[7] Statista Research Department (2017) Light Vehicle Production from 2016 to 2024, by Major Market (in Million Units). Statista.

[8] Zhao, H., Zhang, R. and Bin, Z. (2018) A Review of Automotive Lightweight Technology. *Proceedings of the* 2018 *International Conference on Mechanical*, *Electronic*, *Control and Automation Engineering* (*MECAE* 2018), Qingdao, 30-31 March 2018, 59-62. https://doi.org/10.2991/mecae-18.2018.10

[9] Zhang, Y., Shan, Y., Liu, X. and He, T. (2021) An Integrated Multi-Objective Topology Optimization Method for Automobile Wheels Made of Lightweight Materials. *Structural and Multidisciplinary Optimization*, **64**, 1585-1605. https://doi.org/10.1007/s00158-021-02913-3

[10] Zhang, W. and Xu, J. (2022) Advanced Lightweight Materials for Automobiles: A Review. *Materials & Design*, **221**, Article ID: 110994. https://doi.org/10.1016/j.matdes.2022.110994

[11] Regan, M.S. (2024) The-2024-EPA-Automotive-Trends-Report: Greenhouse Gas Emissions, Fuel Economy, and Technology Since 1975. United States Environmental Protection Agency.

[12] Emadi, P., Andilab, B. and Ravindran, C. (2022) Engineering Lightweight Aluminum and Magnesium Alloys for a Sustainable Future. *Journal of the Indian Institute of Science*, **102**, 405-420. https://doi.org/10.1007/s41745-021-00267-9

[13] Stojanovic, B., Bukvic, M. and Epler, I. (2018) Application of Aluminum and Aluminum Alloys in Engineering. *Applied Engineering Letters*: *Journal of Engineering and Applied Sciences*, **3**, 52-62. https://doi.org/10.18485/aeletters.2018.3.2.2

[14] ASM International (2020) Novelis Develops World's First Aluminum Sheet Battery Enclosure; Novelis Introduces Second-Generation Aluminum Intensive Battery Enclosure Solution for Electric Vehicles.

[15] Carney, D. (n.d.) Lightweight Aluminum Might Seem Like an Obvious Choice for EV Brakes, but it Brings Numerous Challenges. Lightweight Aluminum Brakes for EVs Are Continental's Aim 2020. https://www.designnews.com/automotive-engineering/lightweight-aluminum-brakes-for-evs-are-continental-s-aim

[16] Musfirah, A. and Jaharah, A. (2012) Magnesium and Aluminum Alloys in Automotive Industry. *Journal of Applied Sciences Research*, **8**, 4865-4875.

[17] Luo, T., Wei, X., Huang, X., Huang, L. and Yang, F. (2014) Tribological Properties of

Al_2O_3 Nanoparticles as Lubricating Oil Additives. *Ceramics International*, **40**, 7143-7149. https://doi.org/10.1016/j.ceramint.2013.12.050

[18] Mathew, J., Joy, J. and George, S.C. (2019) Potential Applications of Nanotechnology in Transportation: A Review. *Journal of King Saud University—Science*, **31**, 586-594. https://doi.org/10.1016/j.jksus.2018.03.015

[19] Kuziak, R., Kawalla, R. and Waengler, S. (2008) Advanced High Strength Steels for Automotive Industry. *Archives of Civil and Mechanical Engineering*, **8**, 103-117. https://doi.org/10.1016/s1644-9665(12)60197-6

[20] Santofimia, M.J., Zhao, L., Petrov, R. and Sietsma, J. (2008) Characterization of the Microstructure Obtained by the Quenching and Partitioning Process in a Low-Carbon Steel. *Materials Characterization*, **59**, 1758-1764. https://doi.org/10.1016/j.matchar.2008.04.004

[21] WorldAutoSteel (2024) AHSS Application Guidelines-3rd Generation Steels.

[22] Ivković, D., Adamović, D., Ratković, N., Mitrović, A. and Nikolić, R. (2023) Review of the Advanced High-Strength Steels Used in Automotive Industry. *Mobility and Vehicle Mechanics*, **49**, 47-64. https://doi.org/10.24874/mvm.2023.49.03.04

[23] Kang, T., Zhan, Z., Wang, C., Zhao, Z., Liang, J. and Yao, L. (2024) Microstructure Evolution and Tensile Properties of Medium Manganese Steel Heat Treated by Two-Step Annealing. *Metals*, **14**, Article 1008. https://doi.org/10.3390/met14091008

[24] Zhang, Y., Song, R., Wang, Y., Cai, C., Wang, H. and Wang, K. (2023) The Excellent Strength and Ductility Matching of Directly Warm-Rolled V-Alloyed Medium Manganese Steel by Stacking Fault Networks. *Materials & Design*, **227**, Article ID: 111719. https://doi.org/10.1016/j.matdes.2023.111719

[25] Perka, A.K., John, M., Kuruveri, U.B. and Menezes, P.L. (2022) Advanced High-Strength Steels for Automotive Applications: Arc and Laser Welding Process, Properties, and Challenges. *Metals*, **12**, Article 1051. https://doi.org/10.3390/met12061051

[26] Khan, F., Hossain, N., Mim, J.J., *et al.* (2024) Advances of Composite Materials in Automobile Applications—A Review. *Journal of Engineering Research*, **13**, 1001-1023.

[27] Çakmakkaya, M., Kunt, M. and Terzi, O. (2019) Investigation of Polymer Matrix Composites in Automotive Consoles. *International Journal of Automotive Science and Technology*, **3**, 51-56. https://doi.org/10.30939/ijastech..513332

[28] Yan, L. and Xu, H. (2025) Lightweight Composite Materials in Automotive Engineering: State-of-the-Art and Future Trends. *Alexandria Engineering Journal*, **118**, 1-10. https://doi.org/10.1016/j.aej.2024.12.002

[29] Singh, H., Singh Brar, G., Kumar, H. and Aggarwal, V. (2021) A Review on Metal Matrix Composite for Automobile Applications. *Materials Today: Proceedings*, **43**, 320-325. https://doi.org/10.1016/j.matpr.2020.11.670

[30] Dai, F., Felger, W., Frühauf, T., *et al.* (1996) Virtual Prototyping Examples for Automotive Industries. Virtual Reality World.

[31] Aromaa, S., Goriachev, V. and Kymäläinen, T. (2019) Virtual Prototyping in the Design of See-Through Features in Mobile Machinery. *Virtual Reality*, **24**, 23-37. https://doi.org/10.1007/s10055-019-00384-y

[32] Helbig, M., Bäker, B. andSchiffer, S. (2017) Total Vehicle Concept Design Using Computational Intelligence. *Conference on Future Automotive Technology* (*Co-FAT*) 2017, Fürstenfeldbruck, 9 May 2017.

[33] Oda, H., Noguchi, H. and Fuse, M. (2022) Review of Life Cycle Assessment for Automobiles: A Meta-Analysis-Based Approach. *Renewable and Sustainable Energy Re-*

views, **159**, Article ID: 112214. https://doi.org/10.1016/j.rser.2022.112214

[34] Schauerte, O. (2003) Titanium in Automotive Production. *Advanced Engineering Materials*, **5**, 411-418. https://doi.org/10.1002/adem.200310094

[35] Froes, F.H. (2018) Additive Manufacturing of Titanium Components: An Update. *Metal Powder Report*, **73**, 329-337. https://doi.org/10.1016/j.mprp.2018.10.001

[36] Ota, Y., Masuda, T. and Kimura, S. (2020) Technical Trends in Aluminum Alloy Sheets for Automotive Body Panels. *Kobelco Technology Review*, **38**, 16-20. https://www.kobelco.co.jp/english/r-d/technology-review/pdf/38_016-020.pdf

[37] Cocchi, D., Raimondi, L., Brugo, T.M. and Zucchelli, A. (2020) A Systematic Material-Oriented Design Approach for Lightweight Components and the CFRP Motor Wheel Case Study. *The International Journal of Advanced Manufacturing Technology*, **109**, 2133-2153. https://doi.org/10.1007/s00170-020-05756-2

[38] Tomasi, I., Grandi, S. and Solazzi, L. (2025) Implementation of Composite Materials for an Industrial Vehicle Component: A Design Approach. *Journal of Composites Science*, **9**, Article 168. https://doi.org/10.3390/jcs9040168

[39] Liu, Y., Zwingmann, B. and Schlaich, M. (2015) Carbon Fiber Reinforced Polymer for Cable Structures—A Review. *Polymers*, **7**, 2078-2099. https://doi.org/10.3390/polym7101501

[40] Baral, N., Davies, P., Baley, C. and Bigourdan, B. (2008) Delamination Behaviour of Very High Modulus Carbon/Epoxy Marine Composites. *Composites Science and Technology*, **68**, 995-1007. https://doi.org/10.1016/j.compscitech.2007.07.022

[41] Ravikumar, K., Kiran, K. and Sreebalaji, V.S. (2017) Characterization of Mechanical Properties of Aluminium/Tungsten Carbide Composites. *Measurement*, **102**, 142-149. https://doi.org/10.1016/j.measurement.2017.01.045

[42] Chen, W., Meng, Q., Hao, H., Cui, J. and Shi, Y. (2017) Quasi-Static and Dynamic Tensile Properties of Fiberglass/Epoxy Laminate Sheet. *Construction and Building Materials*, **143**, 247-258. https://doi.org/10.1016/j.conbuildmat.2017.03.074

[43] Asmatulu, R., Nguyen, P. and Asmatulu, E. (2013) Nanotechnology Safety in the Automotive Industry. In: Asmatulu, R., Ed., *Nanotechnology Safety*, Elsevier, 57-72. https://doi.org/10.1016/b978-0-444-59438-9.00005-9

[44] Verma, G., Kottalgi, S. and Srivastava, A. (2014) Significance of Virtual Prototyping in Design of Composite Structures for Automobiles. *SAE Technical Paper Series*, Pune, 28 April 2014. https://doi.org/10.4271/2014-28-0031

[45] Dubois, A. (2023) A Detailed Comparison of LiDAR, Radar and Camera Technology. Outsight.

[46] Hürkamp, A., Dér, A., Gellrich, S., Ossowski, T., Lorenz, R., Behrens, B., *et al.* (2020) Integrated Computational Product and Production Engineering for Multi-Material Lightweight Structures. *The International Journal of Advanced Manufacturing Technology*, **110**, 2551-2571. https://doi.org/10.1007/s00170-020-05895-6

[47] Gonçalves, M., Monteiro, H. and Iten, M. (2022) Life Cycle Assessment Studies on Lightweight Materials for Automotive Applications—An Overview. *Energy Reports*, **8**, 338-345. https://doi.org/10.1016/j.egyr.2022.01.067

[48] Gagliardi, F., La Rosa, A.D., Filice, L. and Ambrogio, G. (2021) Environmental Impact of Material Selection in a Car Body Component—The Side Door Intrusion Beam. *Journal of Cleaner Production*, **318**, Article ID: 128528. https://doi.org/10.1016/j.jclepro.2021.128528

[49] Hirsch, J. (2011) Aluminium in Innovative Light-Weight Car Design. *Materials Transactions*, **52**, 818-824. https://doi.org/10.2320/matertrans.l-mz201132

[50] Hu, X. and Feng, Z. (2021) Advanced High-Strength Steel-Basics and Applications in the Automotive Industry. Oak Ridge National Laboratory (ORNL).

[51] Gheorghe, V., Scutaru, M.L., Ungureanu, V.B., Chircan, E. and Ulea, M. (2021) New Design of Composite Structures Used in Automotive Engineering. *Symmetry*, **13**, Article 383. https://doi.org/10.3390/sym13030383

[52] Wacker, J., Kloska, T., Linne, H., Decker, J., Janes, A., Huxdorf, O., *et al.* (2023) Design and Experimental Analysis of an Adhesive Joint for a Hybrid Automotive Wheel. *Processes*, **11**, Article 819. https://doi.org/10.3390/pr11030819

[53] Jie, D., Bai, J., Ran, M., Yin, D. and Lin, S. (2025) Bending Performance and Crack Propagation in Biomimetic Honeycomb Structures for Sustainable Lightweight Design. *European Journal of Mechanics—A/Solids*, **112**, Article ID: 105640. https://doi.org/10.1016/j.euromechsol.2025.105640

[54] Rodriguez-Palomo, A., Østergaard, M. and Birkedal, H. (2023) Bone Hierarchical Structure: Heterogeneity and Uniformity. *Advanced Functional Materials*, **34**, Article ID: 2307026. https://doi.org/10.1002/adfm.202307026

[55] Yuan, L., Gu, D., Lin, K., Liu, X., Shi, K., Liu, H., *et al.* (2024) Mechanical Property Enhancement in Additively Manufactured Niti Double-Asymmetric Honeycombs with Bioinspired Graded Design. *Virtual and Physical Prototyping*, **19**, e2321160. https://doi.org/10.1080/17452759.2024.2321160

[56] Mora, A., Palancares-Díaz, J., Varela-Soriano, J., Jimenez-Martinez, M., Roman-Flores, A., Farfan-Cabrera, L.I., *et al.* (2023) Computational Study on the Torsional Properties of Bioinspired Tubular Metamaterials. *Mechanics of Advanced Materials and Structures*, **31**, 7767-7776. https://doi.org/10.1080/15376494.2023.2249880

[57] Dai, X., Zhao, N., Li, M., Zhang, Z., Xu, Z., Fang, S., *et al.* (2026) Programmed Cryogenic Fabrication of Cuttlebone-Inspired Lightweight Cellular Materials with Enhanced Energy Absorption. *Nature Communications*, **17**, Article 8351. https://doi.org/10.1038/s41467-026-75241-z

[58] Wang, H.L., Wang, Z.Y., Du, X.J. and Wang, N. (2025) Design of a New Energy Absorbing Box with Honeycomb Structure for Vehicles and Research on Vehicle Crashworthiness. *Iranian Journal of Science and Technology, Transactions of Mechanical Engineering*, **49**, 1813-1832.

[59] Zhou, X., Jiang, J., Hu, Z. and Hua, L. (2022) Lightweight Materials in Electric Vehicles. *International Journal of Automotive Manufacturing and Materials*, **1**, 3. https://doi.org/10.53941/ijamm0101003

[60] Tesla (2020) Tesla Battery Day Presentation.

[61] Danon, B. (2018) How GM and Autodesk Are Using Generative Design for Vehicles of the Future. Autodesk News.

[62] Autobahn, S. (2023) Meta Design: Next Level of Acoustic Insulation in Automotive Industry. Startup Autobahn. Phononic Vibes.

[63] Chu, J. (2025) MIT Engineers Print Synthetic Metamaterials That Are Both Strong and Stretchy. MIT News.

[64] Li, H., Liu, X.S., Zhang, Y.S., Ma, M.T., Li, G.Y. and Senkara, J. (2018) Current Research and Challenges in Innovative Technology of Joining Dissimilar Materials for Electric Vehicles. 4*th International Conference on Advanced High Strength Steel and Press Hardening* (*ICHSU*2018), Hefei, 20-22 August 2018, 363-380. https://doi.org/10.1142/9789813277984_0056

[65] Chen, L., Ng, N.P.H., Jung, J. and Moon, S.K. (2023) Additive Manufacturing for Automotive Industry: Status, Challenges and Future Perspectives. 2023 *IEEE Interna-*

tional Conference on Industrial Engineering and Engineering Management (*IEEM*), Marina Bay Sands, 18-21 December 2023, 1431-1436. https://doi.org/10.1109/ieem58616.2023.10406820

[66] Shafique, M. and Luo, X. (2019) Nanotechnology in Transportation Vehicles: An Overview of Its Applications, Environmental, Health and Safety Concerns. *Materials*, **12**, Article 2493. https://doi.org/10.3390/ma12152493

[67] Mohite, D.D., Chaturvedi, V., De, S. and Jadhav, V.S. (2021) Nanomaterials in Automotive Applications: A Review and Its Technical Aspects. *International Journal of Contemporary Architecture*, **8**, 1450-1460.

[68] Reijnders, L. (2024) Are Magnesium Alloys Applied in Cars Sustainable and Environmentally Friendly? A Critical Review. *Sustainability*, **16**, Article 7799. https://doi.org/10.3390/su16177799

[69] Valladares Montemayor, H.M. and Chanda, R.H. (2023) Automotive Industry's Circularity Applications and Industry 4.0. *Environmental Challenges*, **12**, Article ID: 100725. https://doi.org/10.1016/j.envc.2023.100725

[70] Numfor, S.A., Omosa, G.B., Zhang, Z. and Matsubae, K. (2021) A Review of Challenges and Opportunities for End-of-Life Vehicle Recycling in Developing Countries and Emerging Economies: A SWOT Analysis. *Sustainability*, **13**, Article 4918. https://doi.org/10.3390/su13094918

[71] Uzay, Ç. and Geren, N. (2020) Effect of Stainless-Steel Wire Mesh Embedded into Fibre-Reinforced Polymer Facings on Flexural Characteristics of Sandwich Structures. *Journal of Reinforced Plastics and Composites*, **39**, 613-633. https://doi.org/10.1177/0731684420921952

[72] Shuaeib, F.M. and Soden, P.D. (1997) Indentation Failure of Composite Sandwich Beams. *Composites Science and Technology*, **57**, 1249-1259. https://doi.org/10.1016/s0266-3538(97)00060-2

[73] Geren, N., Acer, D.C., Uzay, C. and Bayramoglu, M. (2021) The Effect of Boron Carbide Additive on the Low-Velocity Impact Properties of Low-Density Foam Core Composite Sandwich Structures. *Polymer Composites*, **42**, 2037-2049. https://doi.org/10.1002/pc.25957

[74] Reddy, P.S., Sreenivasulu, M., Nandyala, K. and Esanakula, J.R. (2024) Smart Materials Revolutionizing Automotive Technology: Applications, Challenges, and Future Directions. *International Journal of Engineering Trends and Technology*, **72**, 353-363. https://doi.org/10.14445/22315381/ijett-v72i8p133

[75] Jani, J.M., Leary, M. and Subic, A. (2014) Shape Memory Alloys in Automotive Applications. *Applied Mechanics and Materials*, **663**, 248-253. https://doi.org/10.4028/www.scientific.net/amm.663.248

[76] Peckham, O., Raines, J., Bulsink, E., Goudswaard, M., Gopsill, J., Barton, D., *et al.* (2025) Artificial Intelligence in Generative Design: A Structured Review of Trends and Opportunities in Techniques and Applications. *Designs*, **9**, Article 79. https://doi.org/10.3390/designs9040079

[77] Radler, A., Volkmann, E., Brandstetter, J. and Berzins, A. (2025) Generative Topology Optimization: Exploring Diverse Solutions in Structural Design. arXiv: 2502.13174.

[78] Sarfaraz, Z., Awan, Y.R., Saeed, H.A., Khan, R., Wieczorowski, M. and Din, N.A. (2025) Residual Stress in Friction Stir Welding of Dissimilar Aluminum Alloys: A Parametric Study. *Materials*, **18**, Article 316. https://doi.org/10.3390/ma18020316

[79] Seifert, H.P., Ritter, S. and Leber, H.J. (2012) Corrosion Fatigue Initiation and Short Crack Growth Behaviour of Austenitic Stainless Steels under Light Water Reactor

Conditions. *Corrosion Science*, **59**, 20-34.
https://doi.org/10.1016/j.corsci.2012.02.008

[80] Yoon, Y., Joseph, C., Petry, L., Hansen, D.C., Angel, J.D. and Abbott, W.H. (2015) Two-Year Atmospheric Corrosion and Accelerated Corrosion Test: A Comparative Study. *CORROSION* 2015, Dallas, 15-19 March 2015, 1-14.
https://doi.org/10.5006/c2015-05957

[81] Chen, L., Bi, G., Yao, X., Tan, C., Su, J., Ng, N.P.H., *et al.* (2023) Multisensor Fusion-Based Digital Twin for Localized Quality Prediction in Robotic Laser-Directed Energy Deposition. *Robotics and Computer-Integrated Manufacturing*, **84**, Article ID: 102581. https://doi.org/10.1016/j.rcim.2023.102581

[82] Yuce, C., Karpat, F., Yavuz, N. and Dogan, O. (2015) A Review on Advanced Joining Techniques of Multi Material Part Manufacturing for Automotive Industry. *International Journal of Mechanical and Production Engineering*, **3**, 63-68.

[83] Ivanjko, M. and Meschut, G. (2018) Innovative Joining Technology for Multi-Material Applications with High Manganese Steels in Lightweight Car Body Structures. *Welding in the World*, **63**, 97-106. https://doi.org/10.1007/s40194-018-0648-9

[84] Lu, Y., Liu, C., Wang, K.I., Huang, H. and Xu, X. (2020) Digital Twin-Driven Smart Manufacturing: Connotation, Reference Model, Applications and Research Issues. *Robotics and Computer-Integrated Manufacturing*, **61**, Article ID: 101837.
https://doi.org/10.1016/j.rcim.2019.101837

[85] Peretz-Andersson, E., Tabares, S., Mikalef, P. and Parida, V. (2024) Artificial Intelligence Implementation in Manufacturing SMEs: A Resource Orchestration Approach. *International Journal of Information Management*, **77**, Article ID: 102781.
https://doi.org/10.1016/j.ijinfomgt.2024.102781

[86] Kuys, B., Gutowski, M., Li, S. and Gutowski, V. (2016) Modular Design and Assembly of Automotive and Architectural Structures-Product Integration through Adhesive Bonding. *Advances in Manufacturing Science and Technology*, **40**, 5-28.

[87] Kumar Sharma, A., Bhandari, R., Aherwar, A., Rimašauskienė, R. and Pinca-Bretotean, C. (2020) A Study of Advancement in Application Opportunities of Aluminum Metal Matrix Composites. *Materials Today*: *Proceedings*, **26**, 2419-2424.
https://doi.org/10.1016/j.matpr.2020.02.516

[88] Rajulwar, V.V., Shyrokykh, T., Stirling, R., Jarnerud, T., Korobeinikov, Y., Bose, S., *et al.* (2023) Steel, Aluminum, and FRP-Composites: The Race to Zero Carbon Emissions. *Energies*, **16**, Article 6904. https://doi.org/10.3390/en16196904

[89] Scurtu, I.L. and Moldovanu, D. (2024) Conceptual Design of an Electric Vehicle Chassis Using Topology Optimization Method. *IOP Conference Series*: *Materials Science and Engineering*, **1311**, Article ID: 012022.
https://doi.org/10.1088/1757-899x/1311/1/012022

[90] Thomas, D.S. and Gilbert, S. (2014) Costs and Cost Effectiveness of Additive Manufacturing. Special Publication (NIST SP)-1176, 12 p.

[91] Gui, C., Bai, J. and Zuo, W. (2018) Simplified Crashworthiness Method of Automotive Frame for Conceptual Design. *Thin-Walled Structures*, **131**, 324-335.
https://doi.org/10.1016/j.tws.2018.07.005